

PROTECTION AND CONNECTION

## Fusegear

DIN-type HRC-fuse links, 2...1250 A  
gG- and aM-types





---

# Table of content

<b>003</b>	<b>Value propositions</b>
<b>004</b>	<b>DIN-type HRC fuse links</b>
<b>005–012</b>	<b>Ordering information</b>
005-008	Fuse links, DIN-type, gG
009-011	Fuse links, DIN-type, aM
012	Accessories
<b>013</b>	<b>Technical data</b>
<b>014–028</b>	<b>Time-current characteristics</b>
<b>029–043</b>	<b>Cut-off current characteristics</b>
<b>044 –051</b>	<b>Pre-arcing and operating <math>I^2t</math> characteristics</b>
<b>052 –054</b>	<b>Dimension drawings</b>



# DIN-type HRC-fuse link range

## 2...1250 A, 500 V and 690 V

ABB's gG fuse links have proven themselves to be suitable for a number of applications, from over-current and short-circuit protection of lines to short-circuit protection of semiconductor and other equipment as well as protection of DC circuits. For motor protection, we recommend to use aM fuse links. The aM fuse links give economical and reliable protection. ABB fuse links for demanding industrial environments are available to be used in the protection of general as well as motor applications.



### Continuous operation

The dual indicating DIN-type fuse links incorporate the top and center indication system and are available for most common sizes up to 630 A. The center indicator and the wide windows on the front cover of ABB switch fuses enhance the service speed and safety level.

The optional electronic fuse monitor enhances the protection and control of the circuitry. The fuse monitor provides status indications and control impulses in case of operated fuse link. The fuse helps protect three-phase motors for single-phase operation.



### Reliable in extreme conditions

ABB fuse links guarantee maximum protection against all faults. The higher the voltage, the better the protection that can be achieved with the fuse link. The fused system provides, according to IEC 60947-4-1, type 2 coordination class up to 690 V, in which the equipment needs to be operational even after a short circuit. The fast operation contributes to economical protection for semiconductors.

The oversize fuse links allow flexibility in the short-circuit protection of distribution and motor circuits, which enables the optimal use of fuse switches.




### Speed up your projects

Test proven type 2 coordination tables for the OS switch fuses are available online 24/7. From there you can easily select the appropriate ABB components for motor starting and protection. These motor starting solutions also help minimize the time needed for sizing all the starter components and ensure reliable operation after a fault occurs.



## DIN-type HRC fuse links, gG


### OFAF\_H and OFAA\_GG



DIN-size	000	00	0	1	2	3	4	4a
OFAF_H/ $I_n$ [A] / 500V	2...100	125...160	6...250	16...355	25...500	250...800	400...1250	500...1250
OFAA_GG/ $I_n$ [A] / 690V	2...63	80...125	6...160	16...250	32...355	250...500	500...800	500...1000

## DIN-type HRC fuse links, aM

### OFAF\_AM and OFAA\_AM\_




DIN-size	000	00	0	1	2	3	4	4a
OFAF_AM/ $I_n$ [A] / 500V	2...80	100...160	6...200	16...315	35...500	250...800	400...1250	500...1250
OFAA_AM_ $I_n$ [A] / 690V	2...63	80...160		50...250	125...400	315...500	500...1000	500...1000


## Ordering information

Fuse links, DIN-type, gG

### HRC fuse links, gG, general application OFAF\_H\_, \_<500V




OFAF000H\_



OFAF00H\_



OFAF0H\_



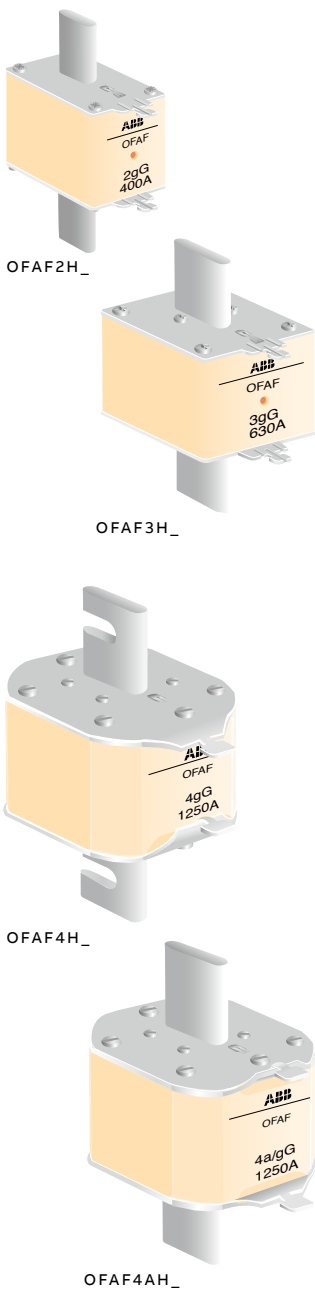
OFAF1H\_

NH-size	Rated voltage AC / DC	Rated current	Power loss	Type code	Order code	Delivery batch	Weight
		In A	Ph W			pcs	kg
000	500V / 250V	2	1.9	OFAF000H2	1SCA022627R0230	9	0.12
		4	1.5	OFAF000H4	1SCA022627R0310	9	0.12
		6	1.6	OFAF000H6	1SCA022627R0400	9	0.12
		10	1.1	OFAF000H10	1SCA022627R0580	9	0.12
		16	1.8	OFAF000H16	1SCA022627R0660	9	0.12
		20	2.3	OFAF000H20	1SCA022627R0740	9	0.12
		25	2.4	OFAF000H25	1SCA022627R0820	9	0.12
		32	3.1	OFAF000H32	1SCA022627R0910	9	0.12
		35	3.0	OFAF000H35	1SCA022627R1040	9	0.12
		40	3.7	OFAF000H40	1SCA022627R1120	9	0.12
		50	4.1	OFAF000H50	1SCA022627R1210	9	0.12
		63	5.4	OFAF000H63	1SCA022627R1390	9	0.12
		80	6.5	OFAF000H80	1SCA022627R1470	9	0.12
		100	7.5	OFAF000H100	1SCA022627R1550	9	0.12
00	500V / 250V	125	10	OFAF00H125	1SCA022627R1630	3	0.18
		160	11.3	OFAF00H160	1SCA022627R1710	3	0.18
0	500V / 250V	6	1.6	OFAF0H6	1SCA022627R1800	3	0.21
		10	1.1	OFAF0H10	1SCA022627R1980	3	0.21
		16	1.8	OFAF0H16	1SCA022627R2010	3	0.21
		20	2.3	OFAF0H20	1SCA022627R2100	3	0.21
		25	2.4	OFAF0H25	1SCA022627R2280	3	0.21
		32	3.1	OFAF0H32	1SCA022627R2360	3	0.21
		35	3.0	OFAF0H35	1SCA022627R2440	3	0.21
		40	3.7	OFAF0H40	1SCA022627R2520	3	0.21
		50	4.1	OFAF0H50	1SCA022627R2610	3	0.21
		63	6.6	OFAF0H63	1SCA022627R2790	3	0.21
		80	8.0	OFAF0H80	1SCA022627R2870	3	0.21
		100	9.4	OFAF0H100	1SCA022627R2950	3	0.21
		125	11.8	OFAF0H125	1SCA022627R3090	3	0.21
		160	14.6	OFAF0H160	1SCA022627R3170	3	0.21
		200	18.1	OFAF0H200	1SCA022629R5140	3	0.30
		224	19.2	OFAF0H224	1SCA022629R5220	3	0.30
250	20.3	OFAF0H250	1SCA022629R5310	3	0.30		
1	500V / 250V	16	1.8	OFAF1H16	1SCA022627R3250	3	0.28
		20	2.3	OFAF1H20	1SCA022627R3330	3	0.28
		25	2.4	OFAF1H25	1SCA022627R3410	3	0.28
		32	3.1	OFAF1H32	1SCA022627R3500	3	0.28
		35	3.0	OFAF1H35	1SCA022627R3680	3	0.28
		40	3.7	OFAF1H40	1SCA022627R3760	3	0.28
		50	4.1	OFAF1H50	1SCA022627R3840	3	0.28
		63	6.6	OFAF1H63	1SCA022627R3920	3	0.28
		80	8.0	OFAF1H80	1SCA022627R4060	3	0.28
		100	9.4	OFAF1H100	1SCA022627R4140	3	0.28
		125	11.8	OFAF1H125	1SCA022627R4220	3	0.40
		160	14.6	OFAF1H160	1SCA022627R4310	3	0.40
		200	18.0	OFAF1H200	1SCA022627R4490	3	0.40
		224	19.0	OFAF1H224	1SCA022627R4570	3	0.40
		250	20.0	OFAF1H250	1SCA022627R4650	3	0.40
		315	20.5	OFAF1H315	1SCA022627R4730	3	0.40
355	23.7	OFAF1H355	1SCA022701R4520	3	0.40		

## Ordering information

Fuse links, DIN-type, gG

### HRC fuse links, gG, general application OFAF\_H\_, <500V



NH-size	Rated voltage AC / DC	Rated current	Power loss	Type code	Order code	Delivery batch	Weight
		In A	Ph W			pcs	kg
2	500V / 250V	25	2.4	OFAF2H25	1SCA115948R1001	3	0.42
		35	3.0	OFAF2H35	1SCA022627R4810	3	0.42
		40	3.7	OFAF2H40	1SCA022627R4900	3	0.42
		50	4.1	OFAF2H50	1SCA022627R5030	3	0.42
		63	6.3	OFAF2H63	1SCA022627R5110	3	0.42
		80	8.3	OFAF2H80	1SCA022627R5200	3	0.42
		100	10.7	OFAF2H100	1SCA022627R5380	3	0.42
		125	12.2	OFAF2H125	1SCA022627R5460	3	0.42
		160	15	OFAF2H160	1SCA022627R5540	3	0.42
		200	18.5	OFAF2H200	1SCA022627R5620	3	0.42
		224	19.2	OFAF2H224	1SCA022627R5710	3	0.42
		250	20.6	OFAF2H250	1SCA022627R5890	3	0.42
		300	21.0	OFAF2H300	1SCA022627R5970	3	0.63
		315	25.0	OFAF2H315	1SCA022627R6010	3	0.63
		355	31.5	OFAF2H355	1SCA022627R6190	3	0.63
		400	32.0	OFAF2H400	1SCA022627R6270	3	0.63
425	32.2	OFAF2H425	1SCA022706R3900	3	0.63		
500	35.6	OFAF2H500	1SCA022701R4610	3	0.63		
3	500V / 250V	250	21.1	OFAF3H250	1SCA022627R6350	1	0.63
		300	20.0	OFAF3H300	1SCA022627R6430	1	0.63
		315	25.0	OFAF3H315	1SCA022627R6510	1	0.63
		355	32.0	OFAF3H355	1SCA022627R6600	1	0.63
		400	34.0	OFAF3H400	1SCA022627R6780	1	0.63
		425	34.0	OFAF3H425	1SCA022627R6860	1	1.00
		450	38.0	OFAF3H450	1SCA022627R6940	1	1.00
		500	43.0	OFAF3H500	1SCA022627R7080	1	1.00
		630	43.1	OFAF3H630	1SCA022627R7160	1	1.00
		800	53.2	OFAF3H800	1SCA022627R7240	1	0.90
4	500V / 250V	400	31.5	OFAF4H400	1SCA022627R7320	1	2.00
		500	38.0	OFAF4H500	1SCA022627R7410	1	2.00
		630	46.0	OFAF4H630	1SCA022627R7590	1	2.00
		800	62.0	OFAF4H800	1SCA022627R7670	1	2.00
		1000	73.5	OFAF4H1000	1SCA022627R7750	1	2.00
4a	500V / 250V	1250	87.0	OFAF4H1250	1SCA022627R7830	1	2.00
		500	42.5	OFAF4AH500	1SCA022637R3980	1	2.00
		630	53.0	OFAF4AH630	1SCA022637R4010	1	2.00
		800	65.0	OFAF4AH800	1SCA022637R4100	1	2.00
		1000	78.0	OFAF4AH1000	1SCA022637R4280	1	2.00
1250	90.0	OFAF4AH1250	1SCA022637R4360	1	2.00		



## Ordering information

Fuse links, DIN-type, gG

### HRC fuse links, gG, general application OFAA\_GG\_, <690V




NH-size	Rated voltage AC / DC	Rated current	Power loss	Type code	Order code	Delivery batch	Weight
		In A	Ph W			pcs	kg
000	690V / 250V	2	1.9	OFAA000GG2	1SCA022661R8250	9	0.12
		4	1.5	OFAA000GG4	1SCA022661R8330	9	0.12
		6	1.6	OFAA000GG6	1SCA022661R8410	9	0.12
		10	1.1	OFAA000GG10	1SCA022661R8500	9	0.12
		16	1.8	OFAA000GG16	1SCA022661R8680	9	0.12
		20	2.3	OFAA000GG20	1SCA022661R8760	9	0.12
		25	2.4	OFAA000GG25	1SCA022661R8840	9	0.12
		32	3.1	OFAA000GG32	1SCA022661R8920	9	0.12
		35	3.0	OFAA000GG35	1SCA022661R9060	9	0.12
		40	3.7	OFAA000GG40	1SCA022661R9140	9	0.12
		50	4.1	OFAA000GG50	1SCA022661R9220	9	0.12
		63	5.4	OFAA000GG63	1SCA022661R9310	9	0.12
00	690V / 250V	80	6.8	OFAA00GG80	1SCA022700R9440	3	0.18
		100	7.5	OFAA00GG100	1SCA022700R9520	3	0.18
		125	10.0	OFAA00GG125	1SCA022724R0610	3	0.18
0	690V / 400V	6	1.6	OFAA0GG6	1SCA022703R1290	3	0.21
		10	1.1	OFAA0GG10	1SCA022703R1370	3	0.21
		16	1.8	OFAA0GG16	1SCA022703R1450	3	0.21
		20	2.3	OFAA0GG20	1SCA022703R1530	3	0.21
		25	2.4	OFAA0GG25	1SCA022703R1610	3	0.21
		32	3.1	OFAA0GG32	1SCA022703R1700	3	0.21
		35	3.0	OFAA0GG35	1SCA022703R1880	3	0.21
		40	3.7	OFAA0GG40	1SCA022703R1960	3	0.21
		50	4.1	OFAA0GG50	1SCA022703R2000	3	0.21
		63	6.6	OFAA0GG63	1SCA022703R2180	3	0.21
		80	8.0	OFAA0GG80	1SCA022703R2260	3	0.21
		100	9.4	OFAA0GG100	1SCA022703R2340	3	0.21
		125	11.8	OFAA0GG125	1SCA022703R2420	3	0.21
		160	14.6	OFAA0GG160	1SCA022703R2510	3	0.21
		1	690V / 400V	16	1.8	OFAA1GG16	1SCA022703R2690
20	2.3			OFAA1GG20	1SCA022703R2770	3	0.28
25	2.4			OFAA1GG25	1SCA022703R2850	3	0.28
32	3.1			OFAA1GG32	1SCA022703R2930	3	0.28
35	3.0			OFAA1GG35	1SCA022703R3070	3	0.28
40	3.7			OFAA1GG40	1SCA022703R3150	3	0.28
50	4.1			OFAA1GG50	1SCA022700R9610	3	0.28
63	6.6			OFAA1GG63	1SCA022700R9790	3	0.28
80	8.0			OFAA1GG80	1SCA022700R9870	3	0.28
100	9.4			OFAA1GG100	1SCA022700R9950	3	0.28
125	11.8			OFAA1GG125	1SCA022701R0020	3	0.40
160	14.6			OFAA1GG160	1SCA022701R0110	3	0.40
200	18	OFAA1GG200	1SCA022701R0290	3	0.40		
250	19	OFAA1GG250	1SCA022701R0370	3	0.40		

## Ordering information


Fuse links, DIN-type, gG

### HRC fuse links, gG, general application OFAA\_GG\_, <690V

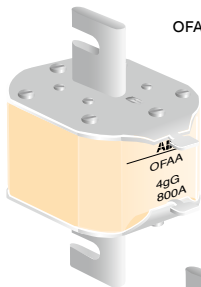
NH-size	Rated voltage AC / DC	Rated current	Power loss	Type code	Order code	Delivery batch	Weight
		In A	Ph W			pcs	kg
2	690V / 250V	32	3.1	OFAA2GG32	1SCA022703R3230	3	0.42
		35	3.0	OFAA2GG35	1SCA022703R3310	3	0.42
		40	3.7	OFAA2GG40	1SCA022703R3400	3	0.42
		50	4.1	OFAA2GG50	1SCA022703R3580	3	0.42
		63	6.8	OFAA2GG63	1SCA022703R3660	3	0.42
		80	8.3	OFAA2GG80	1SCA022703R3740	3	0.42
		100	10.7	OFAA2GG100	1SCA022703R3820	3	0.42
		125	12.2	OFAA2GG125	1SCA022701R0450	3	0.42
		160	15.0	OFAA2GG160	1SCA022701R0530	3	0.42
		200	18.5	OFAA2GG200	1SCA022701R0610	3	0.42
		224	19.2	OFAA2GG224	1SCA022703R3910	3	0.42
		250	20.6	OFAA2GG250	1SCA022701R0700	3	0.42
		300	21.0	OFAA2GG300	1SCA022703R4040	3	0.63
		315	25.0	OFAA2GG315	1SCA022701R0880	3	0.63
		355	31.5	OFAA2GG355	1SCA022701R0960	3	0.63
3	690V / 250V	250	21.1	OFAA3GG250	1SCA022703R4120	1	0.63
		300	22.6	OFAA3GG300	1SCA022703R4210	1	0.63
		315	25.0	OFAA3GG315	1SCA022701R1000	1	0.63
		355	32.0	OFAA3GG355	1SCA022701R1180	1	0.63
		400	34.0	OFAA3GG400	1SCA022701R1260	1	0.63
		425	34.0	OFAA3GG425	1SCA022706R4030	1	1.00
4	690V / 250V	500	43.0	OFAA3GG500	1SCA022701R1340	1	1.00
		500	38.0	OFAA4GG500	1SCA022701R1420	1	2.00
		630	46.0	OFAA4GG630	1SCA022701R1510	1	2.00
4a	690V / 250V	800	62.0	OFAA4GG800	1SCA022701R1690	1	2.00
		400	34.0	OFAA4AGG400	1SCA116049R1001	1	2.00
		500	42.5	OFAA4AGG500	1SCA022660R9770	1	2.00
		630	53.0	OFAA4AGG630	1SCA022660R9850	1	2.00
		800	65.0	OFAA4AGG800	1SCA022660R9930	1	2.00
		1000	78.0	OFAA4AGG1000	1SCA022699R6360	1	2.00




OFAA2GG\_



OFAA3GG\_



OFAA4GG\_




OFAA4AGG\_


## Ordering information

Fuse links, DIN-type, aM

### HRC fuse links for motor protection, aM, OFAF\_AM\_, \_500V




OFAF000AM\_



OFAF00AM\_



OFAF0AM\_



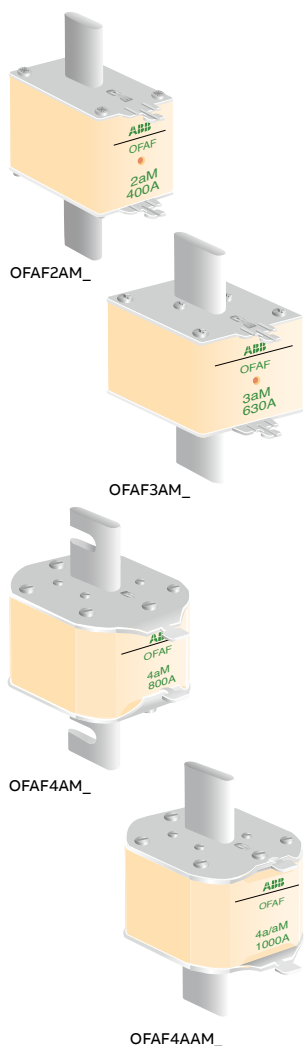
OFAF1AM\_

NH-size	Rated voltage AC	Rated current In A	Power loss Ph W	Type code	Order code	Delivery batch	Weight		
						pcs	kg		
000	500V	2	0.1	OFAF000AM2	1SCA022652R0360	9	0.12		
		4	0.2	OFAF000AM4	1SCA022652R0440	9	0.12		
		6	0.3	OFAF000AM6	1SCA022652R0520	9	0.12		
		10	0.5	OFAF000AM10	1SCA022652R0610	9	0.12		
		16	0.7	OFAF000AM16	1SCA022652R0790	9	0.12		
		20	0.9	OFAF000AM20	1SCA022652R0870	9	0.12		
		25	1.2	OFAF000AM25	1SCA022652R0950	9	0.12		
		32	1.5	OFAF000AM32	1SCA022652R1090	9	0.12		
		35	1.6	OFAF000AM35	1SCA022697R2510	9	0.12		
		40	1.8	OFAF000AM40	1SCA022652R1170	9	0.12		
		50	2.3	OFAF000AM50	1SCA022697R2690	9	0.12		
		63	2.9	OFAF000AM63	1SCA022697R2770	9	0.12		
		80	3.6	OFAF000AM80	1SCA022697R2850	9	0.12		
		00	500V	100	5.2	OFAF00AM100	1SCA022697R2930	3	0.18
125	6.4			OFAF00AM125	1SCA022697R3070	3	0.18		
160	7.9			OFAF00AM160	1SCA022697R3150	3	0.18		
6	0.3			OFAF0AM6	1SCA022697R3230	3	0.21		
10	0.5			OFAF0AM10	1SCA022697R3310	3	0.21		
16	0.8			OFAF0AM16	1SCA022697R3400	3	0.21		
0	500V	20	1.0	OFAF0AM20	1SCA022697R3580	3	0.21		
		25	1.3	OFAF0AM25	1SCA022697R3660	3	0.21		
		32	1.6	OFAF0AM32	1SCA022697R3740	3	0.21		
		35	1.7	OFAF0AM35	1SCA022697R3820	3	0.21		
		40	2.0	OFAF0AM40	1SCA022697R3910	3	0.21		
		50	2.8	OFAF0AM50	1SCA022697R4040	3	0.21		
		63	3.4	OFAF0AM63	1SCA022697R5610	3	0.21		
		80	4.9	OFAF0AM80	1SCA022697R5950	3	0.21		
		100	6.0	OFAF0AM100	1SCA022697R5790	3	0.21		
		125	7.9	OFAF0AM125	1SCA022697R6090	3	0.21		
		160	10.5	OFAF0AM160	1SCA022697R6170	3	0.21		
		200	11.8	OFAF0AM200	1SCA022697R6250	3	0.21		
		1	500V	16	1.0	OFAF1AM16	1SCA022697R6330	3	0.28
				20	1.2	OFAF1AM20	1SCA022697R6410	3	0.28
25	1.4			OFAF1AM25	1SCA022697R6500	3	0.28		
32	1.9			OFAF1AM32	1SCA022697R6680	3	0.28		
35	2.0			OFAF1AM35	1SCA022697R6760	3	0.28		
40	2.3			OFAF1AM40	1SCA022697R6840	3	0.28		
50	2.9			OFAF1AM50	1SCA022697R6920	3	0.28		
63	3.6			OFAF1AM63	1SCA022697R7060	3	0.28		
80	4.6			OFAF1AM80	1SCA022697R7140	3	0.28		
100	5.8			OFAF1AM100	1SCA022697R7220	3	0.28		
125	7.5			OFAF1AM125	1SCA022697R7310	3	0.30		
160	10.4			OFAF1AM160	1SCA022697R7490	3	0.30		
200	14.2			OFAF1AM200	1SCA022697R7570	3	0.30		
224	15.8			OFAF1AM224	1SCA022697R7650	3	0.30		
250	17.5			OFAF1AM250	1SCA022697R7730	3	0.30		
315	22.1			OFAF1AM315	1SCA022697R7810	3	0.30		

## Ordering information

Fuse links, DIN-type, aM

### HRC fuse links for motor protection, aM, OFAF\_AM\_, \_500V

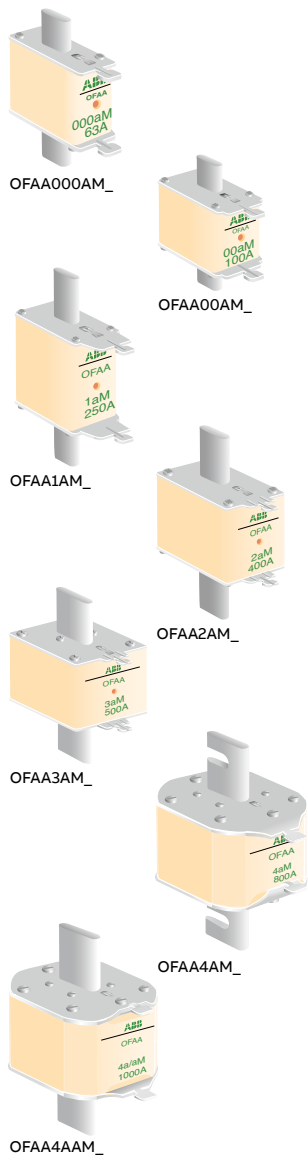


NH-size	Rated voltage AC	Rated current In A	Power loss Ph W	Type code	Order code	Delivery batch	Weight
						pcs	kg
2	500V	35	1.8	OFAF2AM35	1SCA022697R8110	3	0.32
		40	2.1	OFAF2AM40	1SCA022697R8200	3	0.32
		50	2.7	OFAF2AM50	1SCA022697R8380	3	0.32
		63	3.4	OFAF2AM63	1SCA022697R8460	3	0.32
		80	4.4	OFAF2AM80	1SCA022697R8540	3	0.32
		100	5.5	OFAF2AM100	1SCA022697R8620	3	0.32
		125	6.4	OFAF2AM125	1SCA022697R8710	3	0.32
		160	9.3	OFAF2AM160	1SCA022697R8890	3	0.32
		200	11.3	OFAF2AM200	1SCA022697R8970	3	0.32
		224	16.0	OFAF2AM224	1SCA022697R9010	3	0.32
		250	16.8	OFAF2AM250	1SCA022697R9190	3	0.32
		300	21.0	OFAF2AM300	1SCA022697R9270	3	0.40
		315	23.1	OFAF2AM315	1SCA022697R9350	3	0.40
		355	26.4	OFAF2AM355	1SCA022697R9430	3	0.40
		400	29.7	OFAF2AM400	1SCA022697R9510	3	0.40
3	500V	500	34.4	OFAF2AM500	1SCA022697R9600	3	0.40
		250	16.0	OFAF3AM250	1SCA022697R9780	1	0.45
		315	21.0	OFAF3AM315	1SCA022697R9940	1	0.45
		355	23.3	OFAF3AM355	1SCA022698R0010	1	0.45
		400	29.1	OFAF3AM400	1SCA022698R0100	1	0.45
		425	29.1	OFAF3AM425	1SCA022698R0280	1	0.60
		450	34.0	OFAF3AM450	1SCA022698R0360	1	0.60
		500	42.0	OFAF3AM500	1SCA022698R0440	1	0.60
		630	42.0	OFAF3AM630	1SCA022698R0520	1	0.60
		800	55.0	OFAF3AM800	1SCA022701R4790	1	0.60
4	500V	400	26.0	OFAF4AM400	1SCA022698R0610	1	2.00
		500	38.0	OFAF4AM500	1SCA022698R0790	1	2.00
		630	50.0	OFAF4AM630	1SCA022698R0870	1	2.00
		800	65.0	OFAF4AM800	1SCA022698R0950	1	2.00
		1000	80.0	OFAF4AM1000	1SCA022698R1090	1	2.00
		1250	110.0	OFAF4AM1250	1SCA022698R1170	1	2.00
4a	500V	500	38.0	OFAF4AAM500	1SCA022698R1410	1	2.00
		630	50.0	OFAF4AAM630	1SCA022698R1680	1	2.00
		800	65.0	OFAF4AAM800	1SCA022698R1760	1	2.00
		1000	80.0	OFAF4AAM1000	1SCA022698R1840	1	2.00
		1250	110.0	OFAF4AAM1250	1SCA022698R1920	1	2.00

# Ordering information

## Fuse links, DIN-type, aM

### HRC fuse links for motor protection, aM, OFAA\_AM\_, \_690V



NH-size	Rated voltage AC	Rated current In A	Power loss Ph W	Type code	Order code	Delivery batch	Weight
						pcs	kg
000	690V	2	0.1	OFAA000AM2	1SCA022660R7640	9	0.12
		4	0.2	OFAA000AM4	1SCA022660R8020	9	0.12
		6	0.3	OFAA000AM6	1SCA022660R8110	9	0.12
		10	0.5	OFAA000AM10	1SCA022660R8290	9	0.12
		16	0.7	OFAA000AM16	1SCA022660R8370	9	0.12
		20	0.9	OFAA000AM20	1SCA022660R8450	9	0.12
		25	1.2	OFAA000AM25	1SCA022660R8530	9	0.12
		32	1.5	OFAA000AM32	1SCA022660R8610	9	0.12
		35	1.6	OFAA000AM35	1SCA022660R8700	9	0.12
		40	1.8	OFAA000AM40	1SCA022660R8880	9	0.12
		50	2.3	OFAA000AM50	1SCA022660R8960	9	0.12
		63	2.9	OFAA000AM63	1SCA022660R9000	9	0.12
00	690V	80	3.6	OFAA00AM80	1SCA022701R1770	3	0.18
		100	5.2	OFAA00AM100	1SCA022701R1850	3	0.18
		125	6.4	OFAA00AM125	1SCA022701R1930	3	0.18
1	690V	50	2.9	OFAA1AM50	1SCA022701R2070	3	0.28
		63	3.6	OFAA1AM63	1SCA022701R2150	3	0.28
		80	4.6	OFAA1AM80	1SCA022701R2230	3	0.28
		100	5.8	OFAA1AM100	1SCA022701R2310	3	0.28
		125	7.5	OFAA1AM125	1SCA022701R2400	3	0.30
		160	10.4	OFAA1AM160	1SCA022701R2580	3	0.30
2	690V	200	14.2	OFAA1AM200	1SCA022701R2660	3	0.30
		250	17.5	OFAA1AM250	1SCA022701R2740	3	0.30
		125	6.4	OFAA2AM125	1SCA022701R2820	3	0.32
		160	9.3	OFAA2AM160	1SCA022701R2910	3	0.32
		200	11.3	OFAA2AM200	1SCA022701R3040	3	0.32
		250	16.8	OFAA2AM250	1SCA022701R3120	3	0.32
		315	23.1	OFAA2AM315	1SCA022701R3210	3	0.40
3	690V	355	25.0	OFAA2AM355	1SCA022701R3390	3	0.40
		400	29.7	OFAA2AM400	1SCA022701R3470	3	0.40
		315	21.0	OFAA3AM315	1SCA022701R3550	1	0.45
		355	23.3	OFAA3AM355	1SCA022701R3630	1	0.45
4	690V	400	29.1	OFAA3AM400	1SCA022701R3710	1	0.45
		500	42.0	OFAA3AM500	1SCA022701R3800	1	0.60
		500	38.0	OFAA4AM500	1SCA022701R3980	1	2.00
		630	50.0	OFAA4AM630	1SCA022701R4010	1	2.00
		800	65.0	OFAA4AM800	1SCA022701R4100	1	2.00
4a	690V	1000	80.0	OFAA4AM1000	1SCA022776R1000	1	2.00
		500	38.0	OFAA4AAM500	1SCA022701R4280	1	2.00
		630	50.0	OFAA4AAM630	1SCA022701R4360	1	2.00
		800	65.0	OFAA4AAM800	1SCA022701R4440	1	2.00
		1000	80.0	OFAA4AAM1000	1SCA022703R4550	1	2.00

## Ordering information

### Accessories

#### Fuse replacement handles

Remark: Fuse size 4a, fuse replacement with the cover of switch fuse OS1250 or fuse base OFAX4.



OFAE506

Suitable for DIN-fuse link size	Type code	Order code	Units / type	Weight
			pcs	kg
000, 00, 0, 1, 2, 3, 4	OFAE506	1SCA128175R1001	1	0.18

#### Electronic fuse monitor

Suitable for 1- and 3-phase circuits.



OFM260



OFS260

Rated voltage	Type code	Order code	Units / type	Weight
V			pcs	kg
100...260 / AC	OFM260	1SCA022459R8560	1	0.14
380...690	OFM690	1SCA022459R8480	1	0.14
120...260	OFS260	1SCA022716R0180	1	0.14
380...690	OFS690	1SCA022715R9920	1	0.14
48...110 / DC	OFD110EA	1SCA121775R1001	1	0.155
110...500 / DC	OFD500EA	1SCA121776R1001	1	0.155

#### Crimp terminals for connecting fuse monitor to the switch fuse types OS\_



OFD500EA



OFMZX2

Suitable for switch fuse	Flat terminal size	Type code	Order code	Units / type	Weight
	mm			pcs	kg
OS-switch fuse	2.8-0.8	OFMZX2	1SCAC22475R9910	6	0.01

## Technical data

### HRC Fuse links, DIN-type

#### Technical data according to IEC 60269

The fuse links are tested to the following short circuit ratings.

gG												
Size	Fuse type	V			000	00	0	1	2	3	4	4a
Current range	OFAF_H	500	AC	A	2-100	125-160	6-250	16-355	25-500	250-800	400-1250	500-1250
	OFAA_GG	690			2-63	80-125	6-160	16-250	32-355	250-500	500-800	400-1000
	OFAF_H	250	DC		2-100	125-160	6-250	16-355	25-500	250-800	400-1250	500-1250
	OFAA_GG	250/400			2-63	80-125	6-160	16-250	32-355	250-500	500-800	400-1000

Size	Fuse type	V			000...3	4/4a
Breaking capacity	OFAF_H	500	AC	kA	120	
	OFAA_GG	690			80	120
	OFAF_H	250	DC		80	70
	OFAA_GG	250/400			80	70

aM												
Size	Fuse type	V			000	00	0	1	2	3	4	4a
Current range	OFAF_AM	500	AC	A	2-80	100-160	6-200	16-315	35-500	250-800	400-1250	500-1250
	OFAA_AM	690			2-63	80-125	-	50-250	125-400	315-500	500-1000	500-1000

Size	Fuse type	V			000...3	4/4a
Breaking capacity	OFAF_AM	500	AC	kA	120	
	OFAA_AM	690			80	120

#### Features

Utilization category	500V				690V			
	gG		aM		gG		aM	
	OFAF_H	OFAF_AM	OFAA_GG	OFAF_AM	OFAA_GG	OFAF_AM	OFAA_GG	OFAF_AM
ABB type								
Fuse size	000, 00, 0, 1, 2, 3	4, 4a	000, 00, 0, 1, 2, 3	4, 4a	000, 00, 0, 1, 2, 3	4, 4a	000, 00, 0, 1, 2, 3	4, 4a
According to standards IEC 60269-1 & -2, DIN VDE 0636-1 & -2 and DIN 43620-1	.	.	.	.	.	.	.	.
Non-isolated gripping lugs	.	.	.	.	.	.	.	.
Double indicator	.	.	.	.	.	.	.	.
Top indicator	.	.	.	.	.	.	.	.
Lead free contact blades	.	.	.	.	.	.	.	.
0% cadmium	.	.	.	.	.	.	.	.
Body material: Ceramic	.	.	.	.	.	.	.	.
Contact Materials: Copper, Silver-plated	.	.	.	.	.	.	.	.

gG: Used in general protection of cables and lines in installation and industrial applications

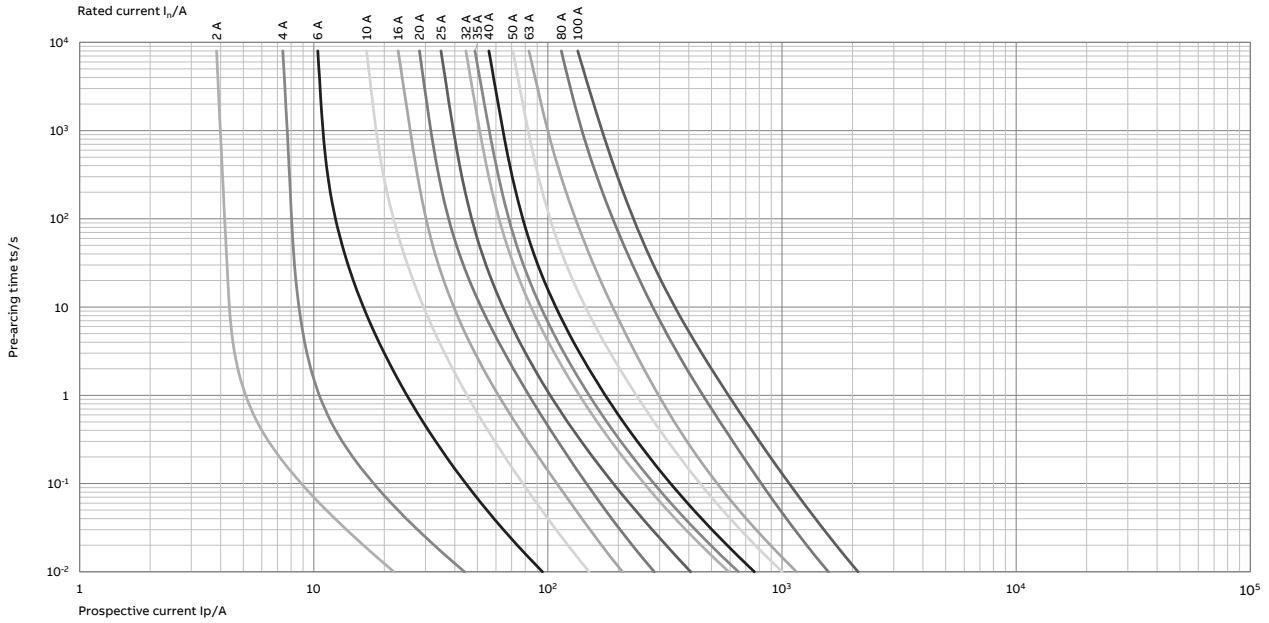
aM: Used in short-circuit protection of motor circuits

# Time-current characteristics

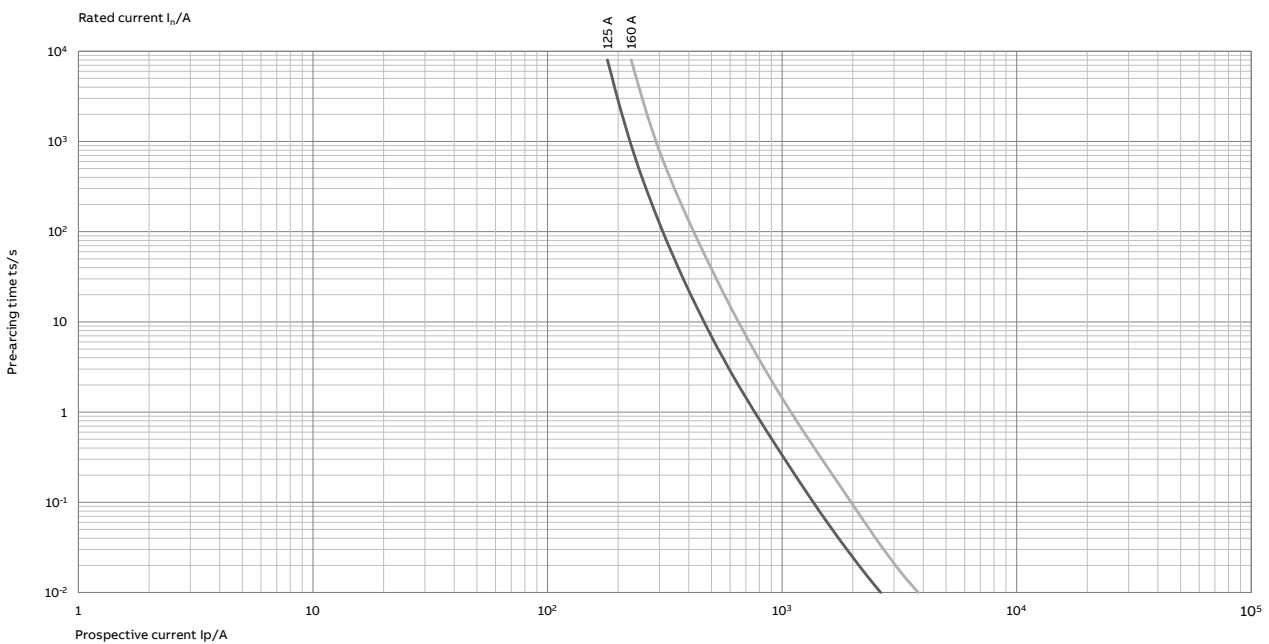
## HRC fuse links gG

### Time-current characteristics, 500 V, gG-fuse links OFAF\_H\_, sizes 000-00

gG 500V, 000



gG 500V, 00



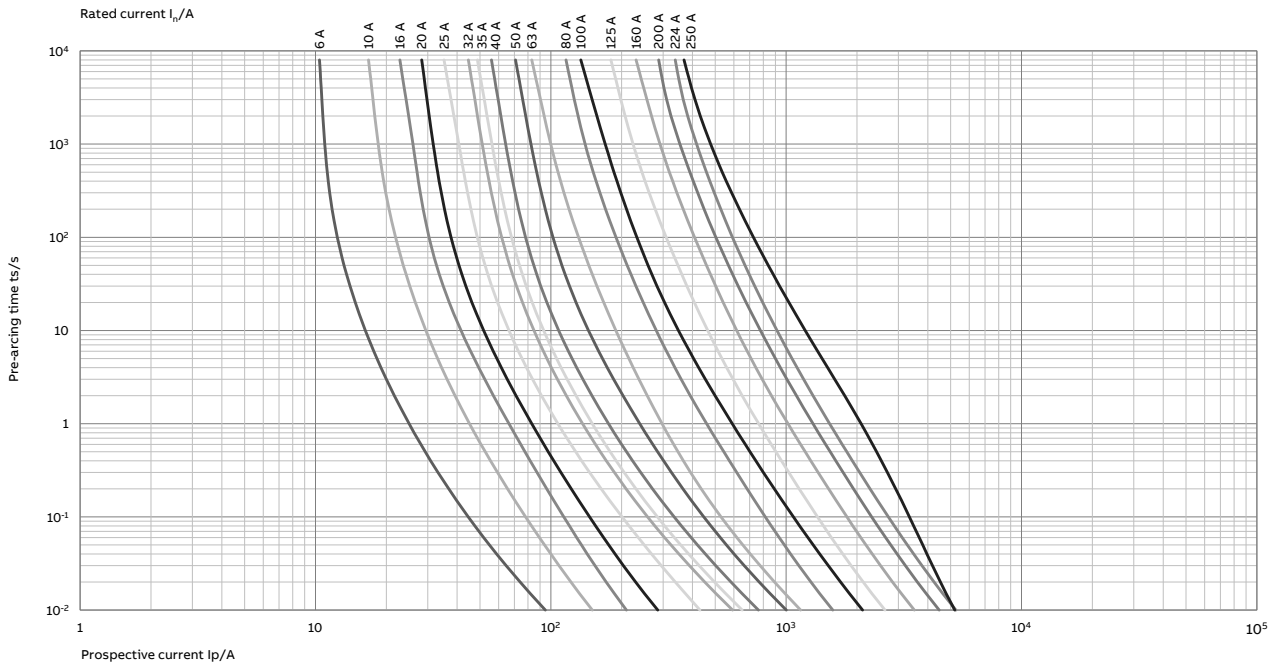


# Time-current characteristics

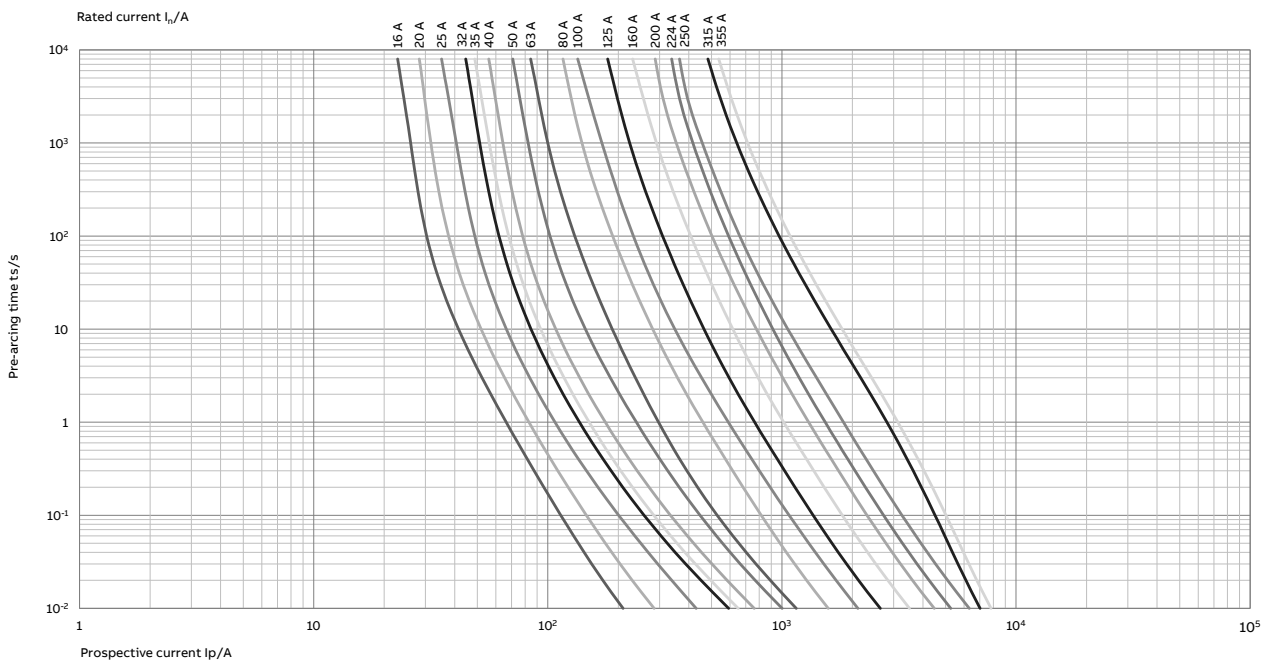
## HRC fuse links gG

### Time-current characteristics, 500 V, gG-fuse links OFAF\_H\_, sizes 0-1

gG 500V, 0



gG 500V, 1

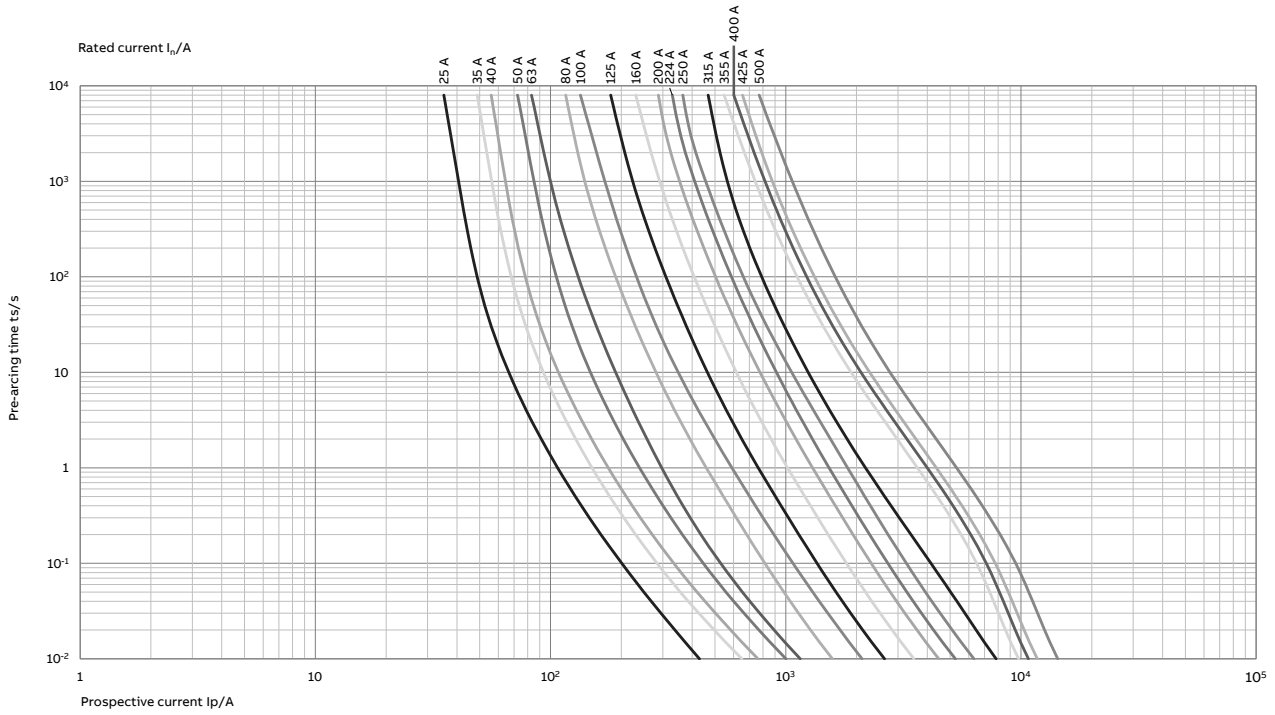


## Time-current characteristics

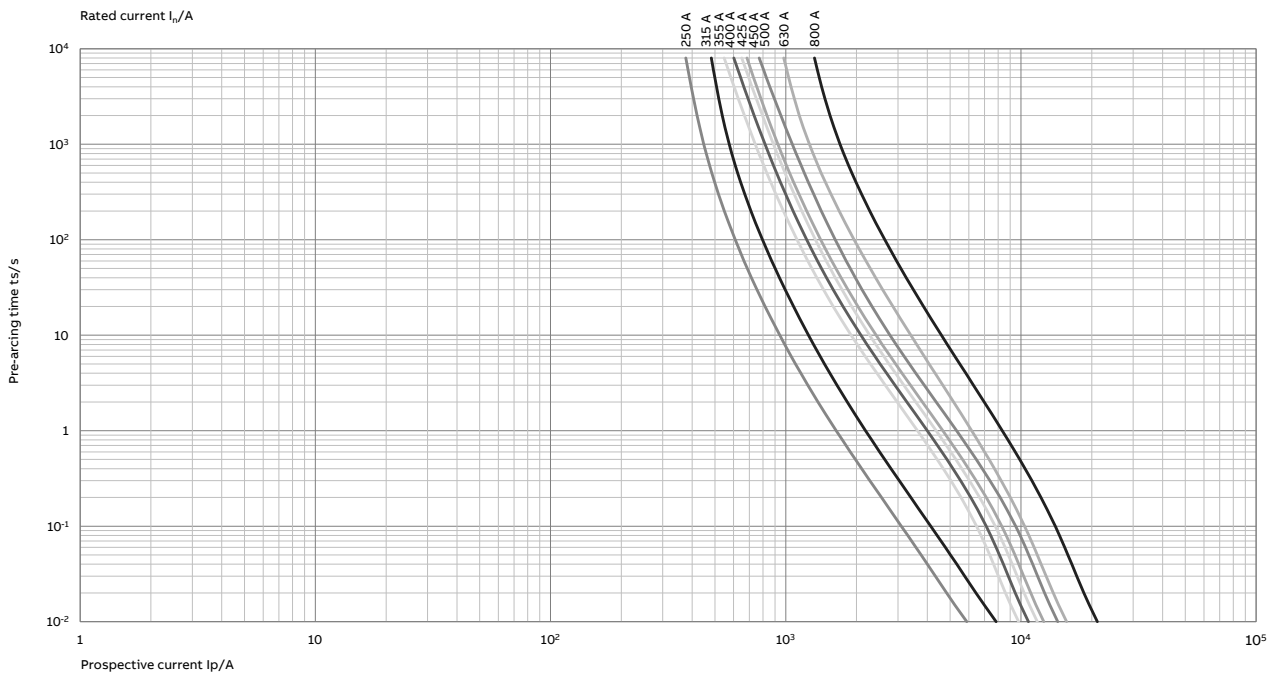
HRC fuse links gG

### Time-current characteristics, 500 V, gG-fuse links OFAF\_H\_, sizes 2-3

gG 500V, 2



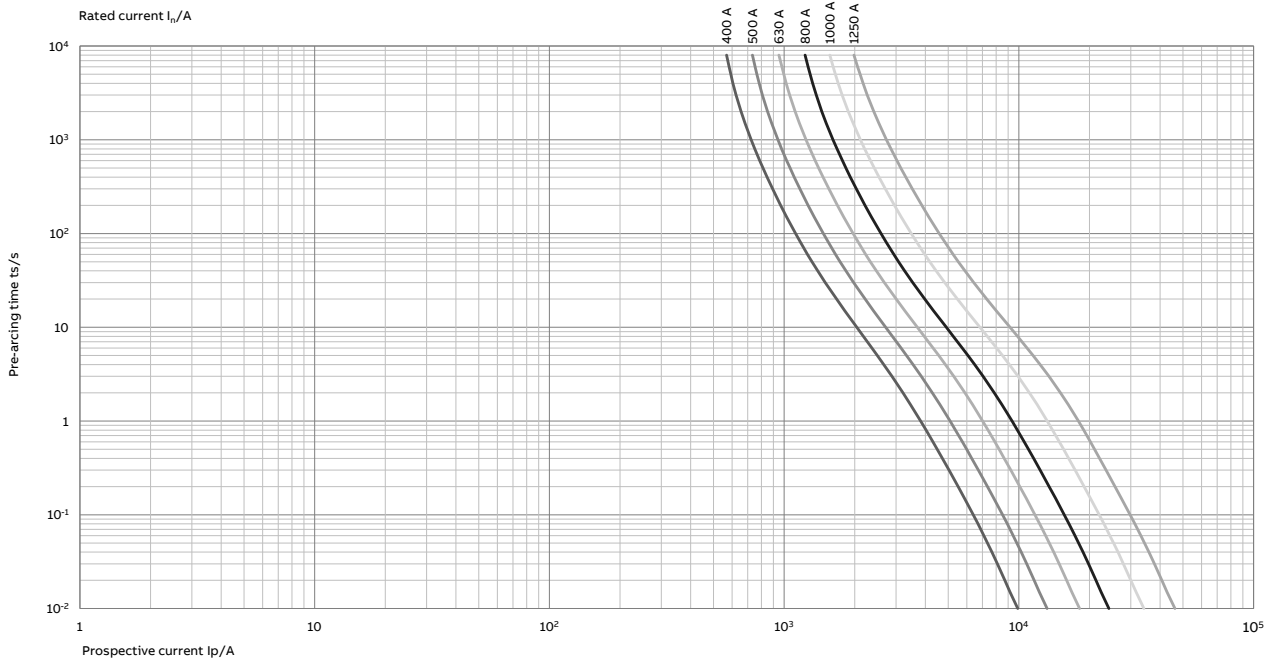
gG 500V, 3



**Time-current characteristics**  
HRC fuse links gG

**Time-current characteristics, 500 V, gG-fuse links OFAF\_H\_, size 4/4a**

gG 500V, 4/4a

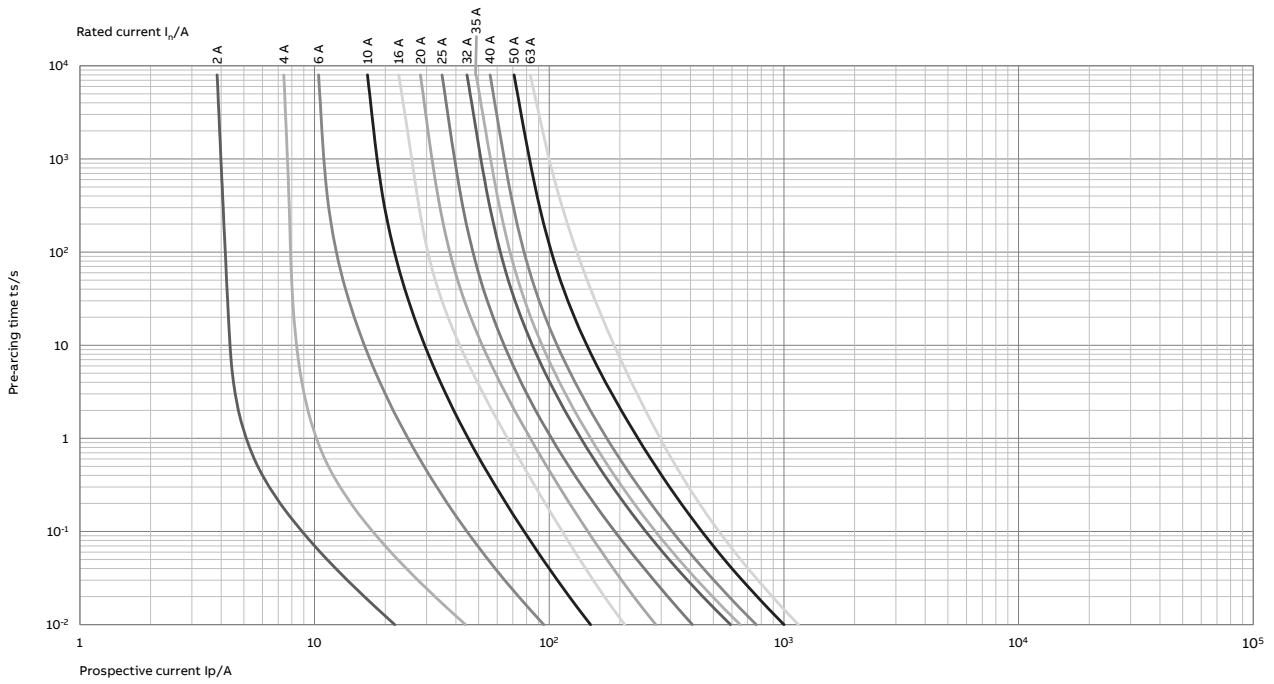


## Time-current characteristics

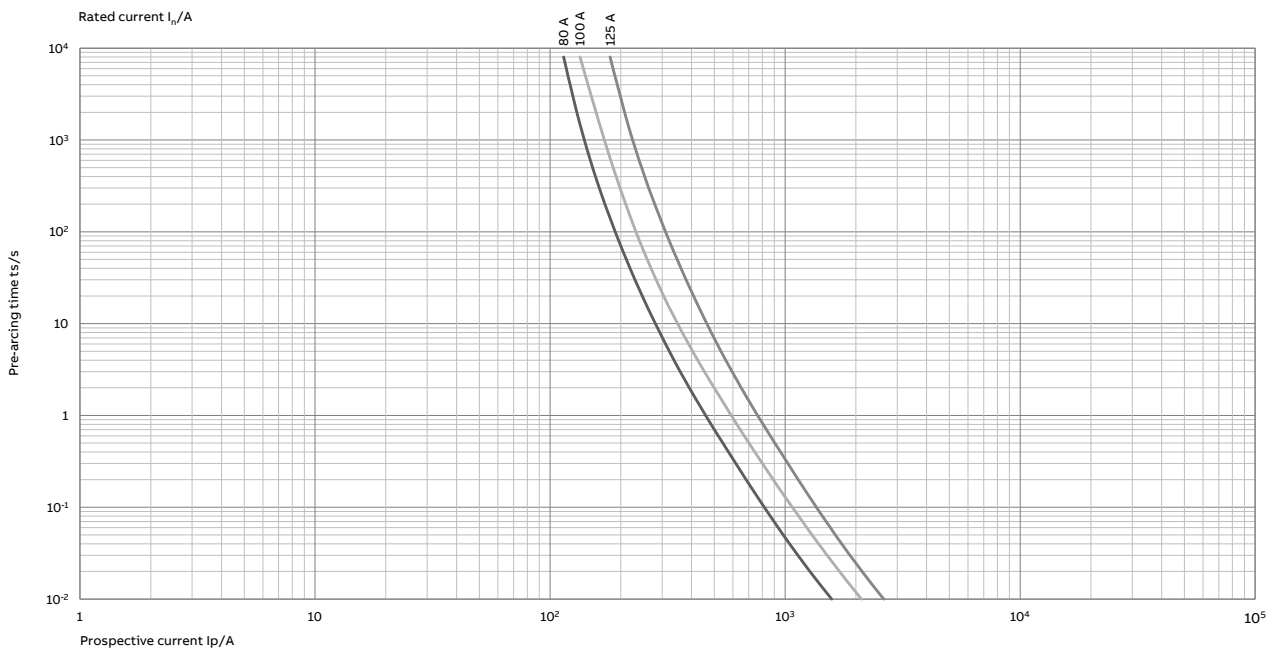
HRC fuse links gG

### Time-current characteristics, 690 V, gG-fuse links OFAA\_GG\_, sizes 000-00

gG 690V, 000



gG 690V, 00

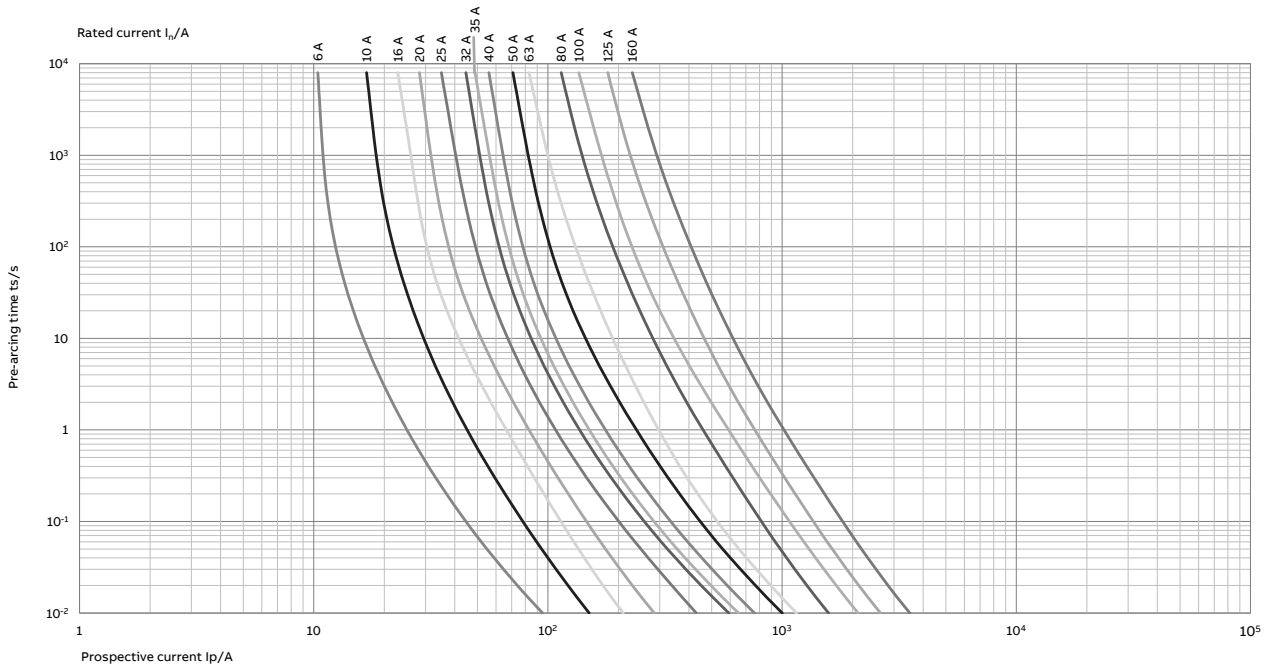


# Time-current characteristics

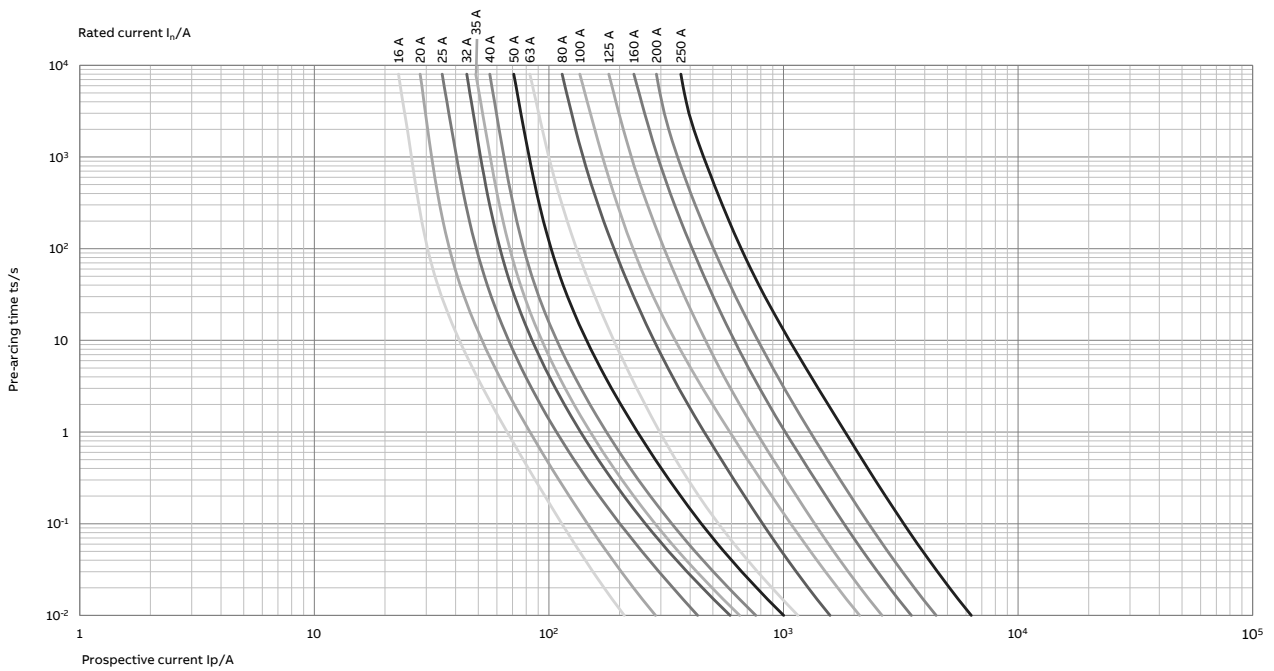
## HRC fuse links gG

### Time-current characteristics, 690 V, gG-fuse links OFAA\_GG\_, sizes 0-1

gG 690V, 0



gG 690V, 1

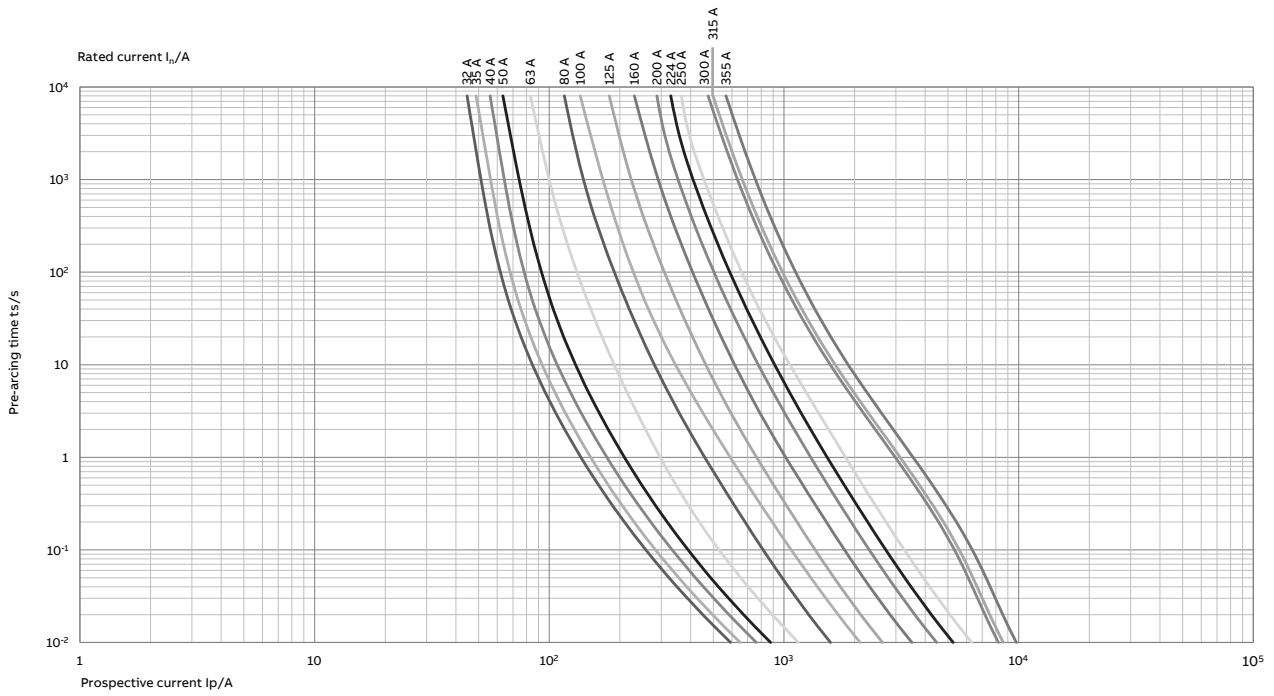


# Time-current characteristics

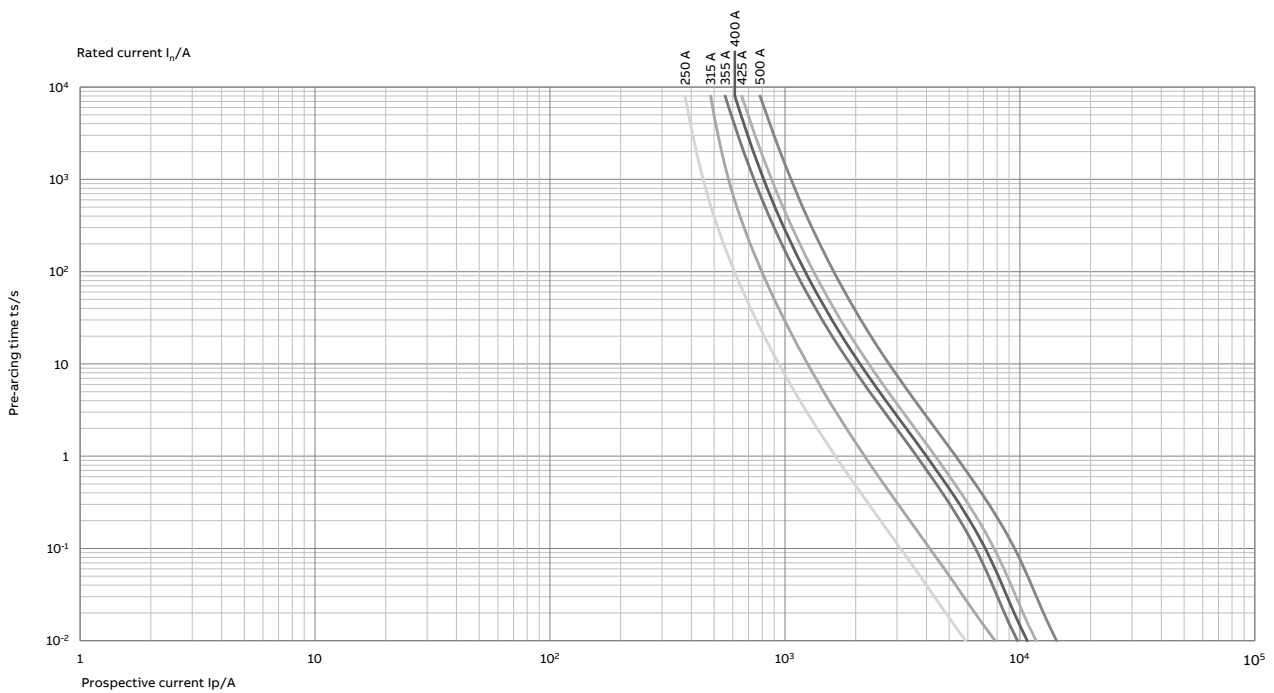
## HRC fuse links gG

### Time-current characteristics, 690 V, gG-fuse links OFAA\_GG\_, sizes 2-3

gG 690V, 2



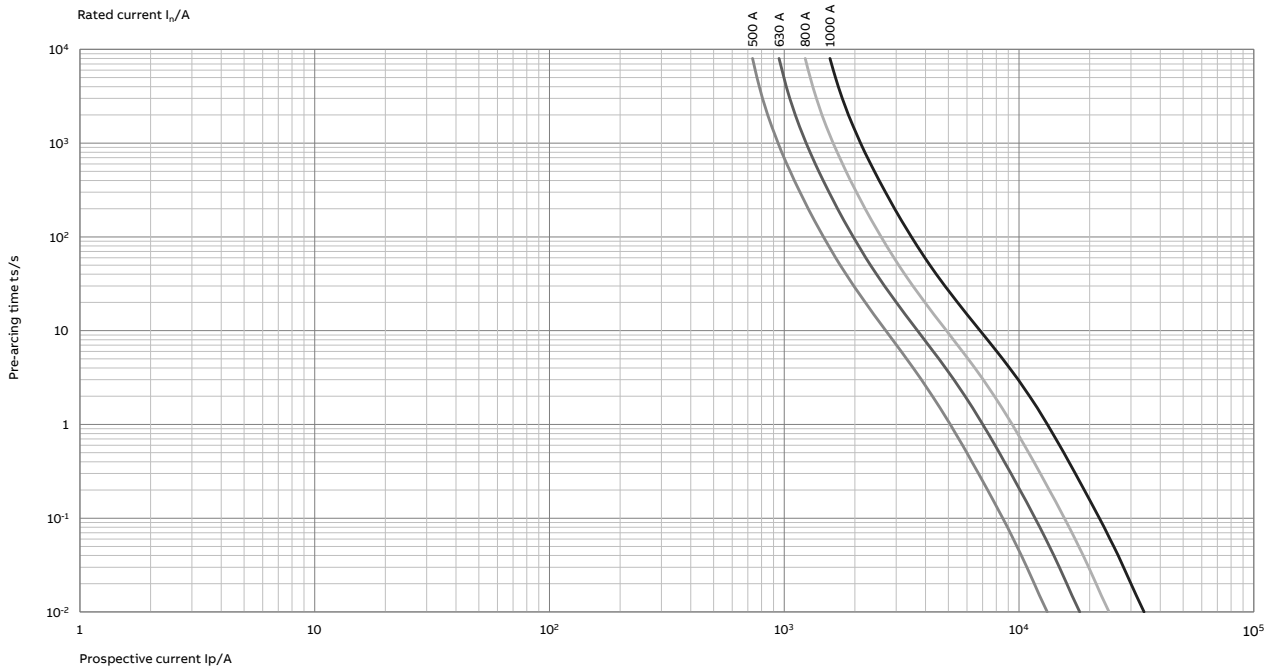
gG 690V, 3



**Time-current characteristics**  
HRC fuse links gG

**Time-current characteristics, 690 V, gG-fuse links OFAA\_GG\_, size 4/4a**

gG 690V, 4/4a

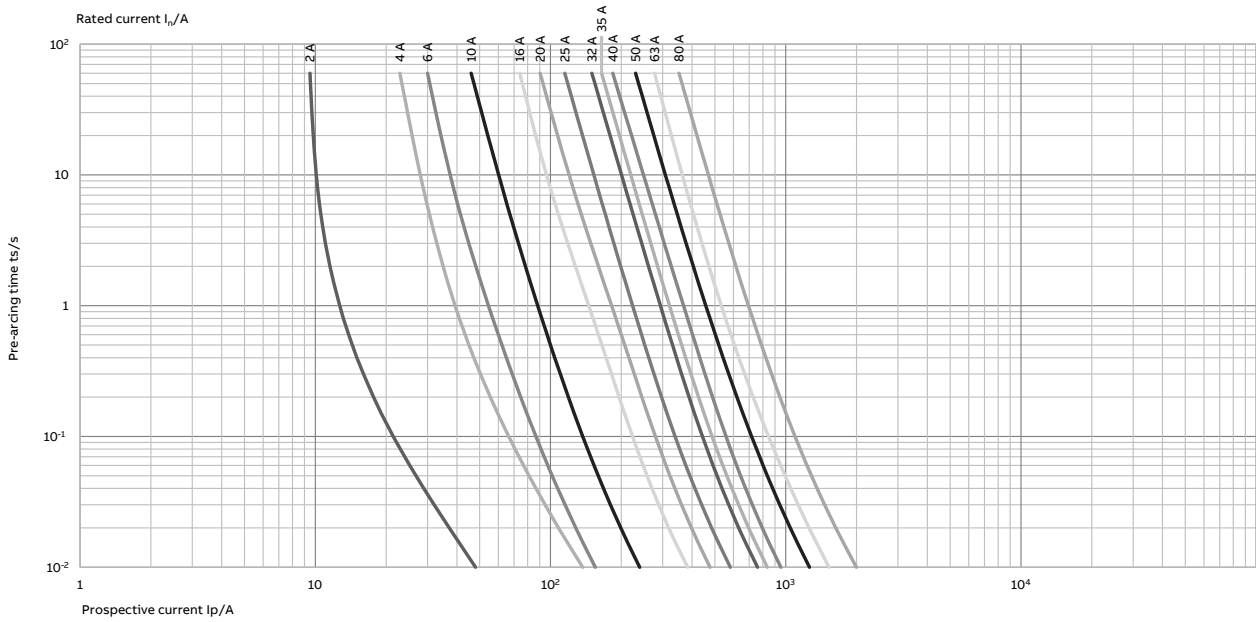


## Time-current characteristics

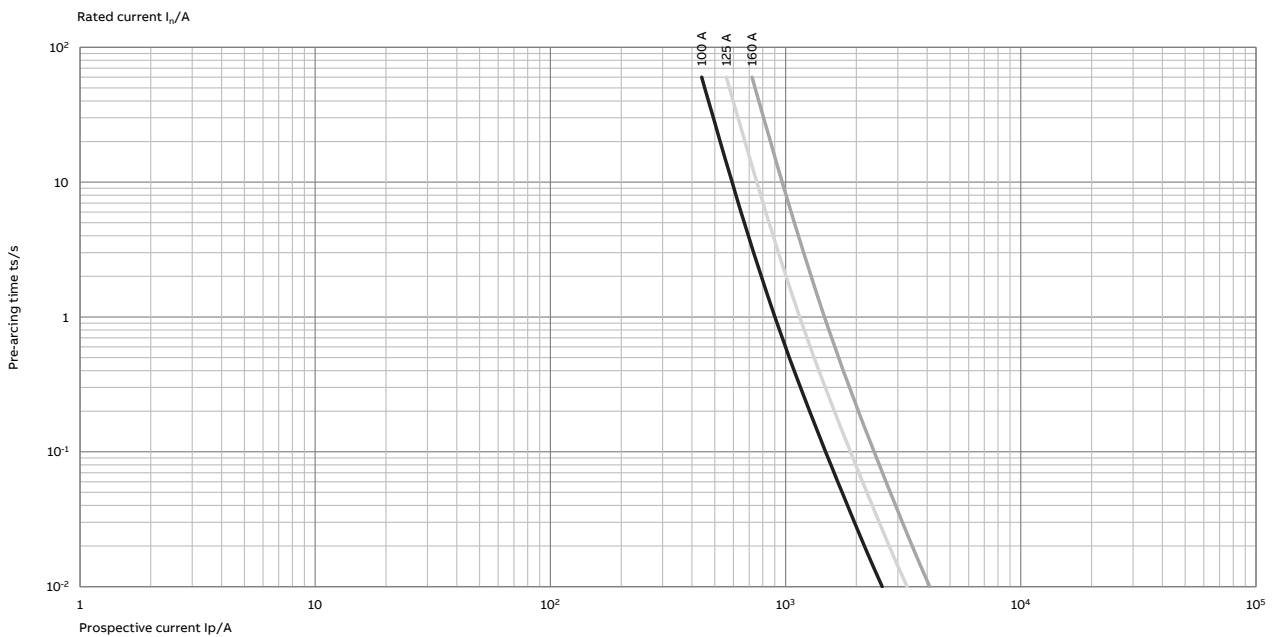
HRC fuse links aM

### Time-current characteristics, 500 V, aM-fuse links OFAF\_AM\_, sizes 000-00

aM 500V, 000



aM 500V, 00

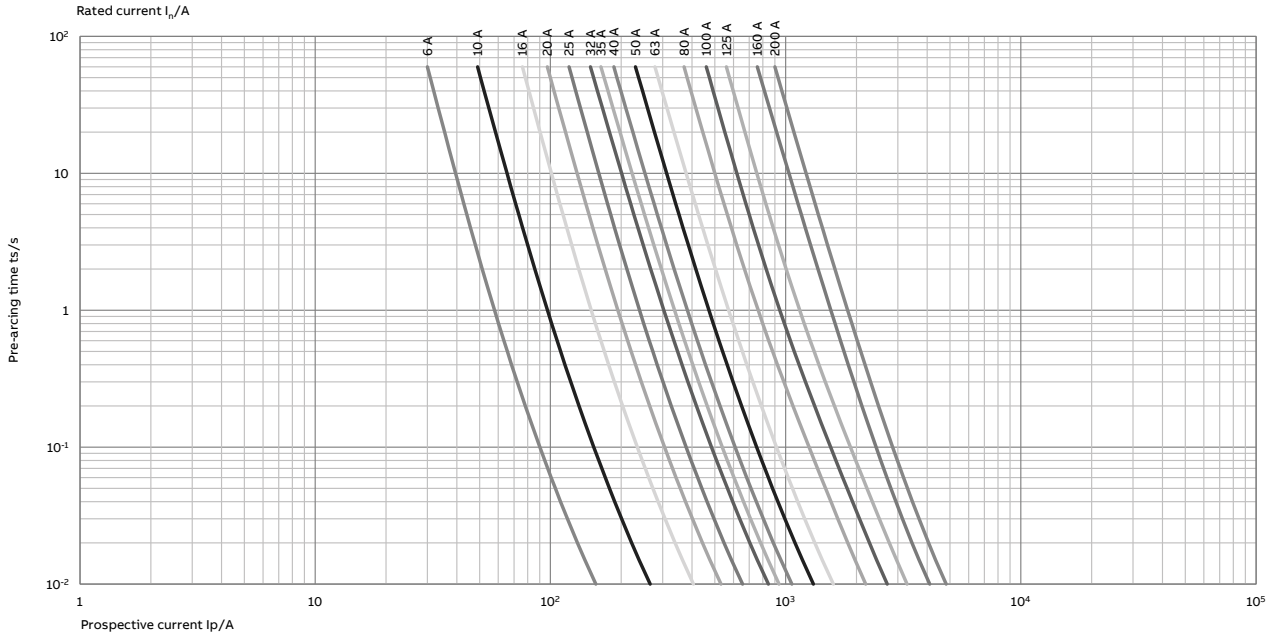




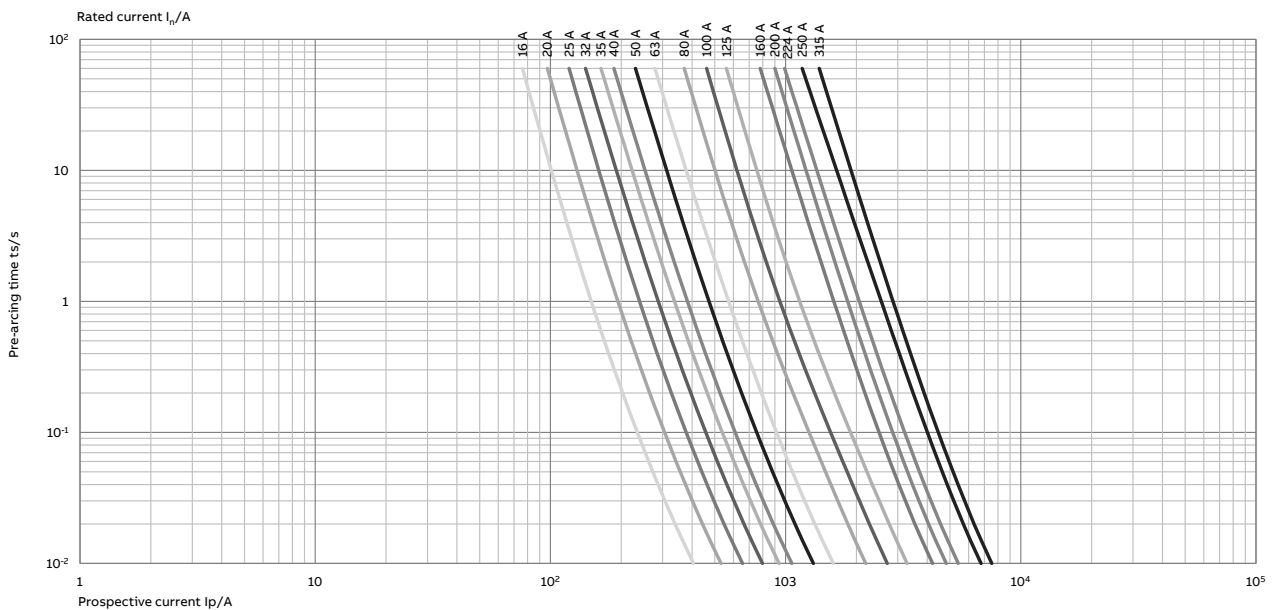
**Time-current characteristics**  
HRC fuse links aM

**Time-current characteristics, 500 V, aM-fuse links OFAF\_AM\_, sizes 0-1**

aM 500V, 0



aM 500V, 1

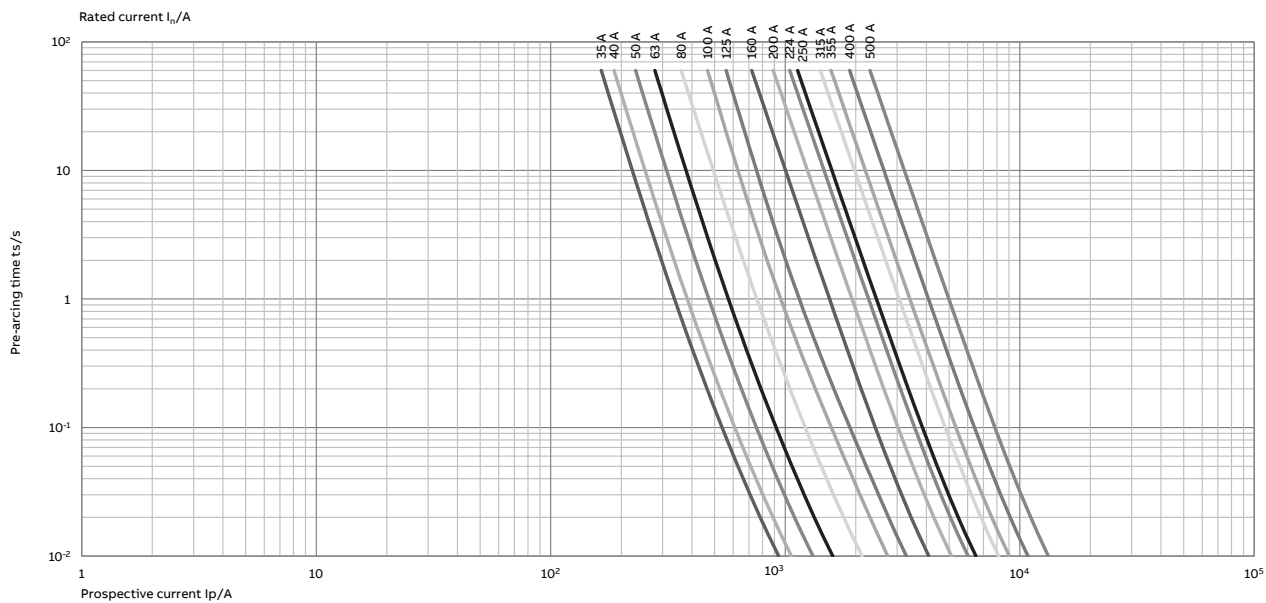


## Time-current characteristics

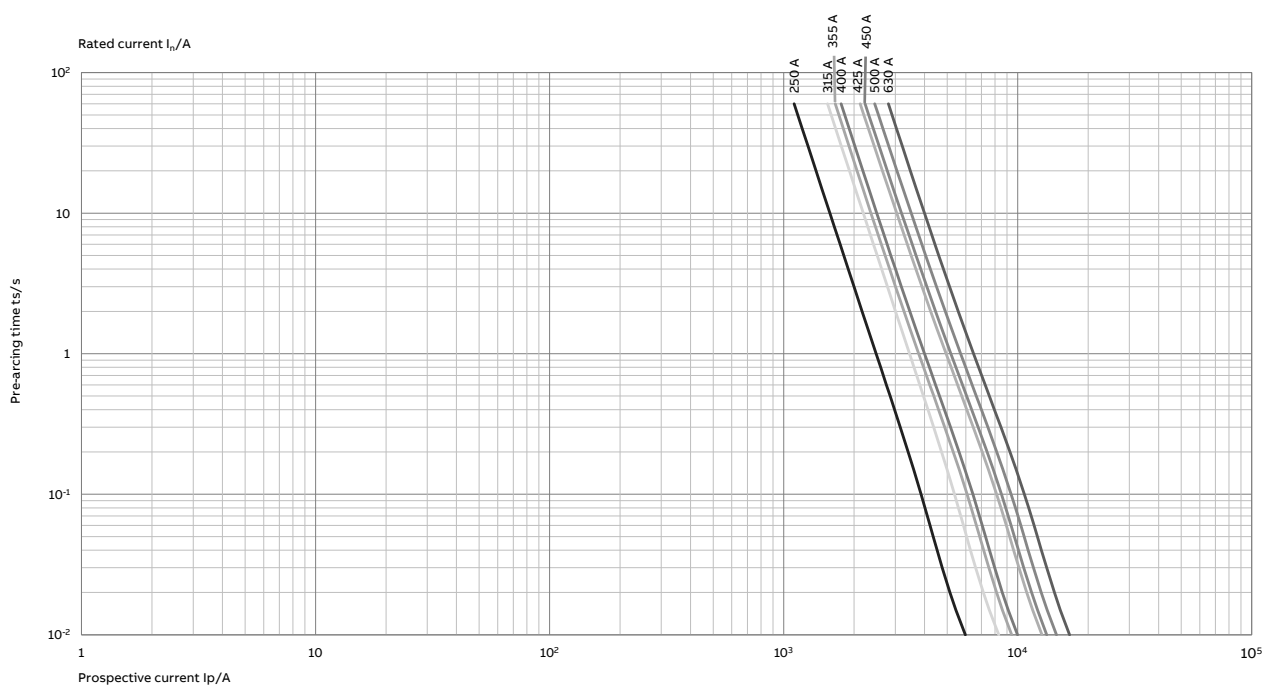
HRC fuse links aM

### Time-current characteristics, 500 V, aM-fuse links OFAF\_AM\_, sizes 2-3

aM 500V, 2



aM 500V, 3

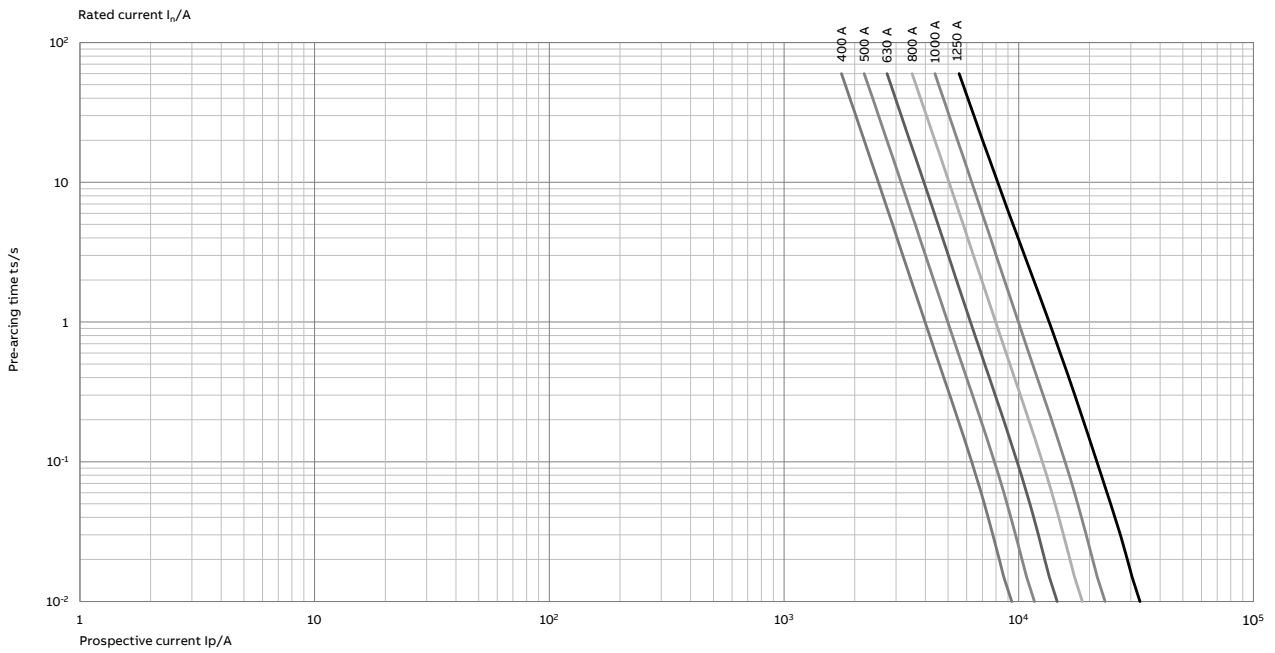


## Time-current characteristics

HRC fuse links aM

### Time-current characteristics, 500 V, aM-fuse links OFAF\_AM\_, size 4/4a

aM 500V, 4/4a

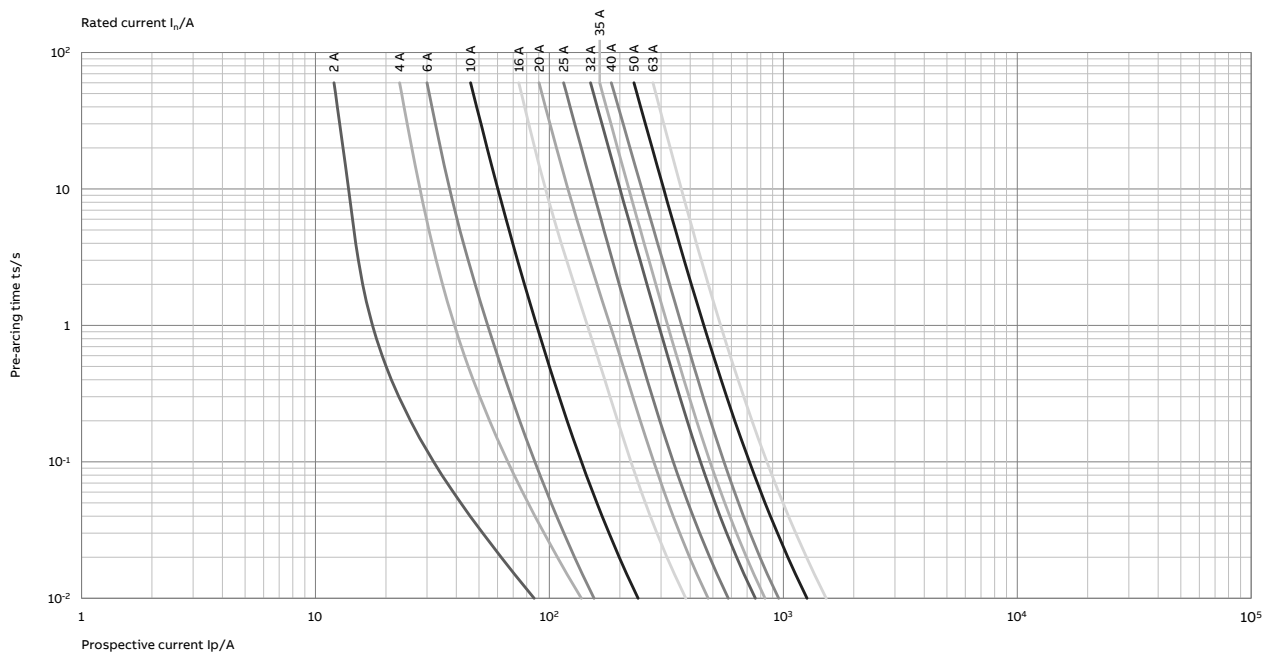


# Time-current characteristics

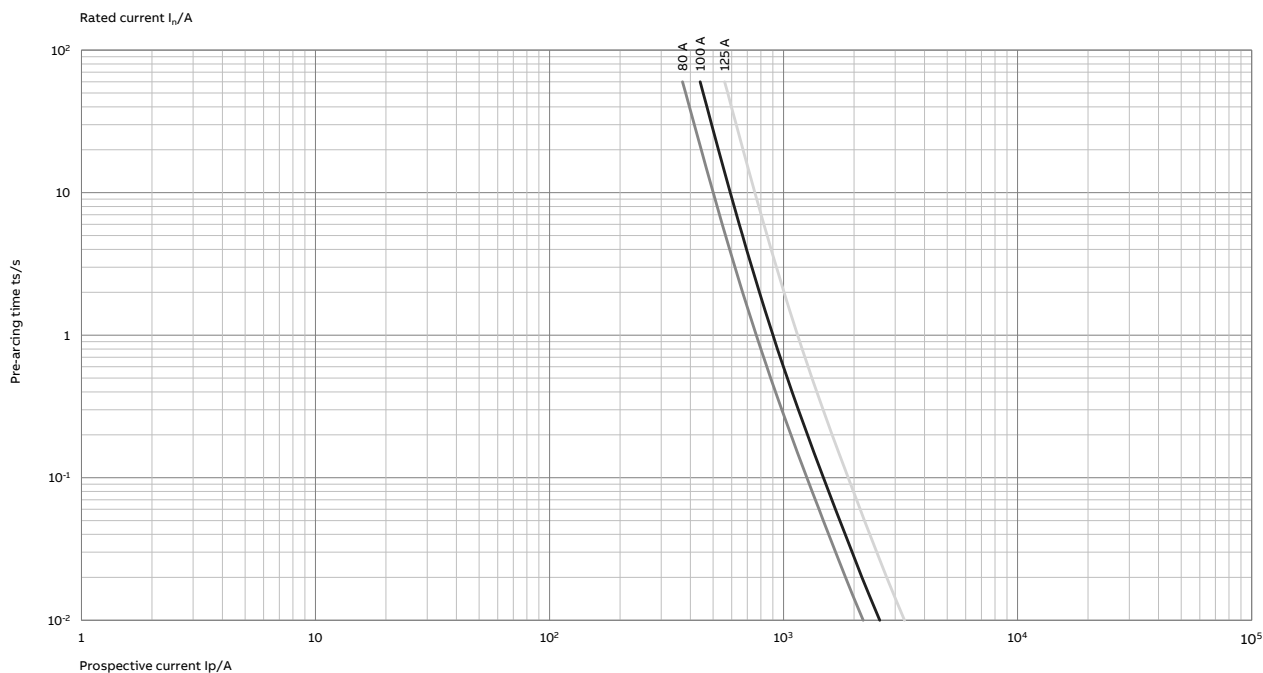
HRC fuse links aM

## Time-current characteristics, 690 V, aM-fuse links OFAA\_AM\_, sizes 000-00

aM 690V, 000



aM 690V, 00

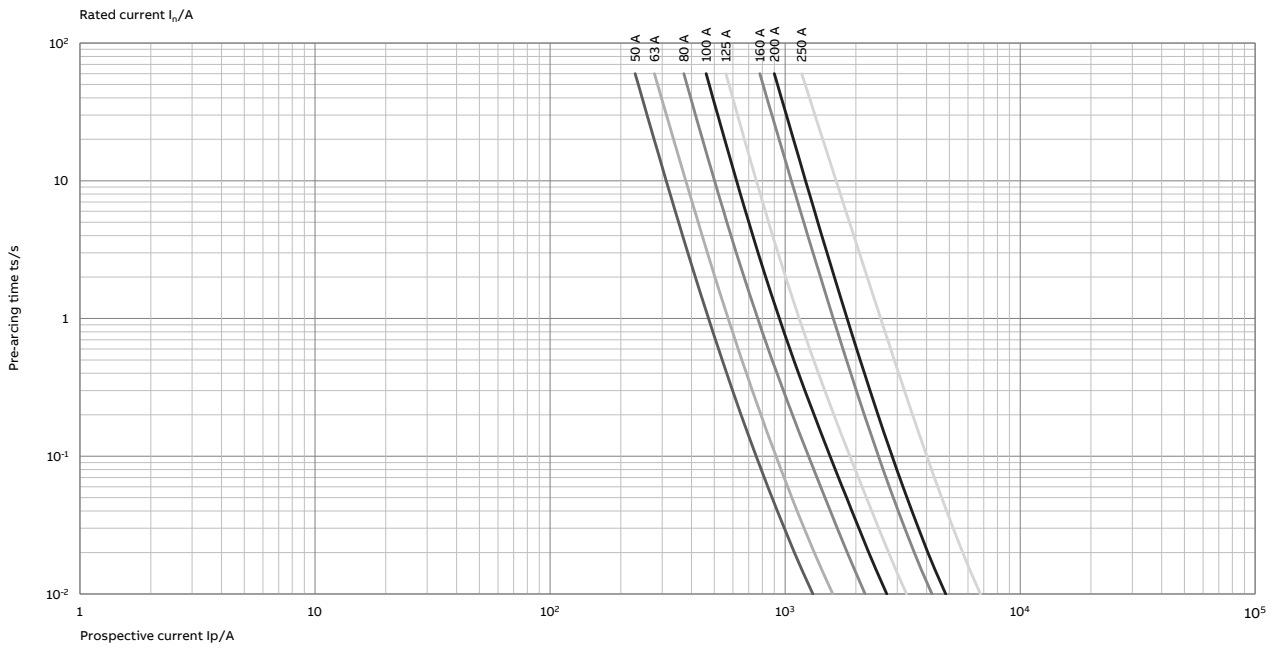


## Time-current characteristics

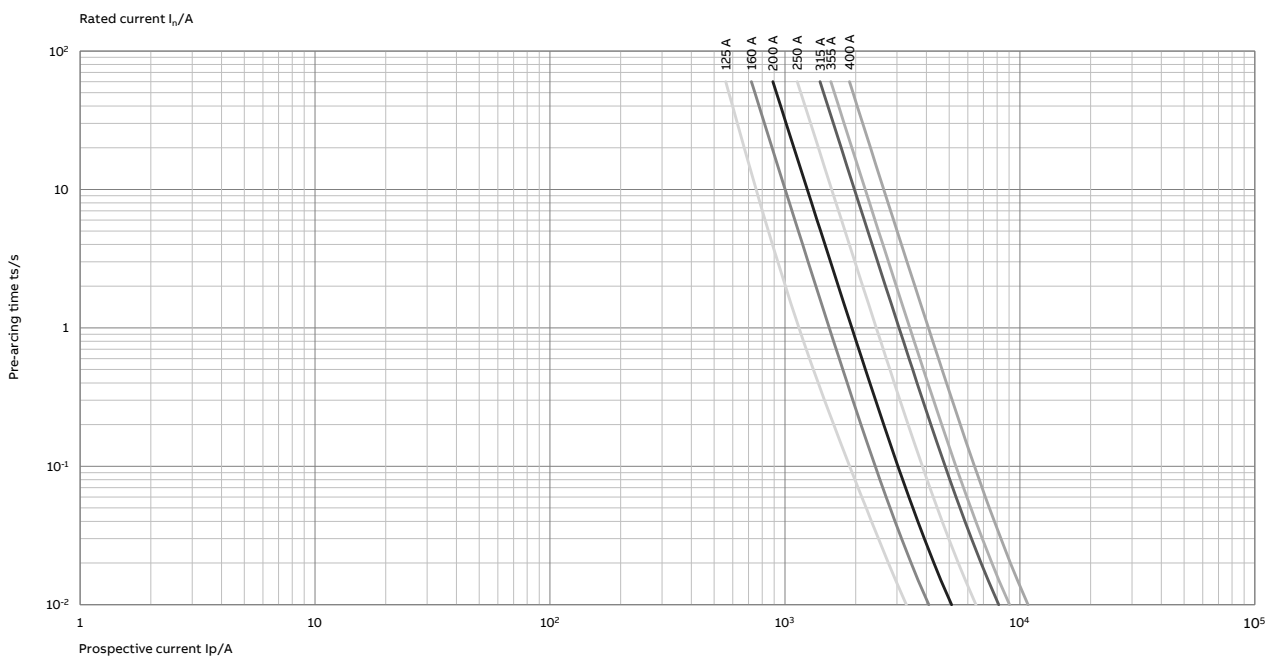
HRC fuse links aM

### Time-current characteristics, 690 V, aM-fuse links OFAA\_AM\_, sizes 1-2

aM 690V, 1



aM 690V, 2

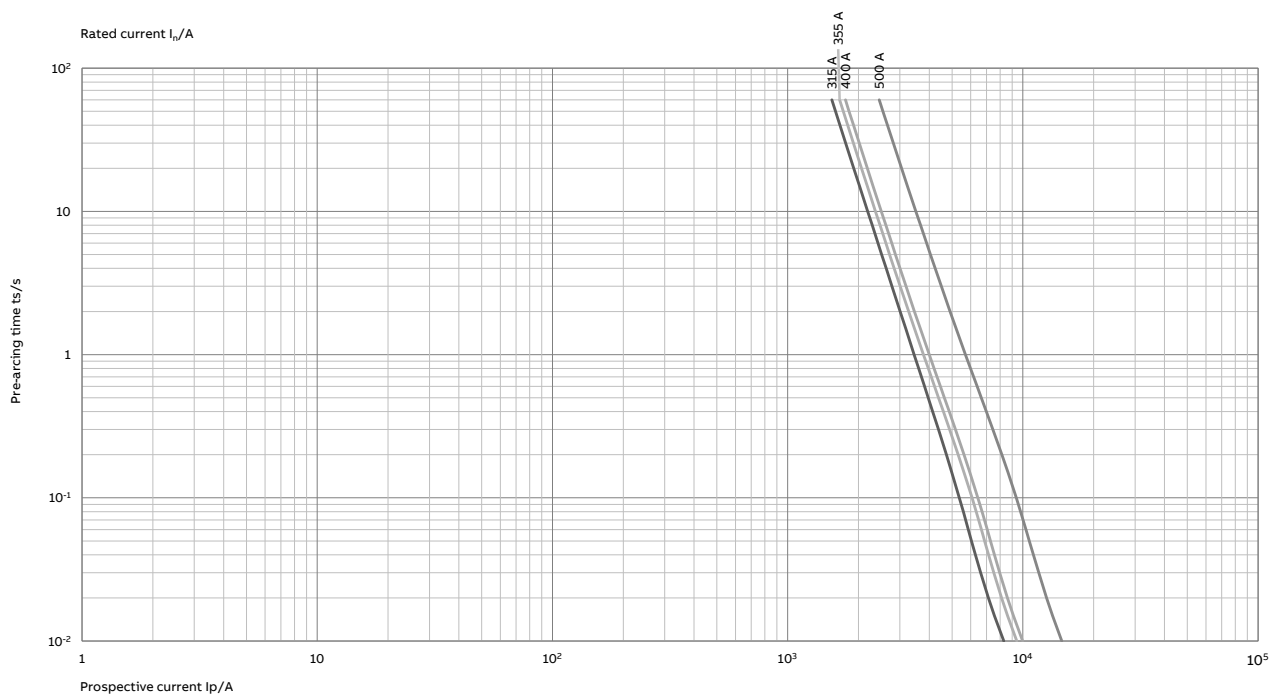


# Time-current characteristics

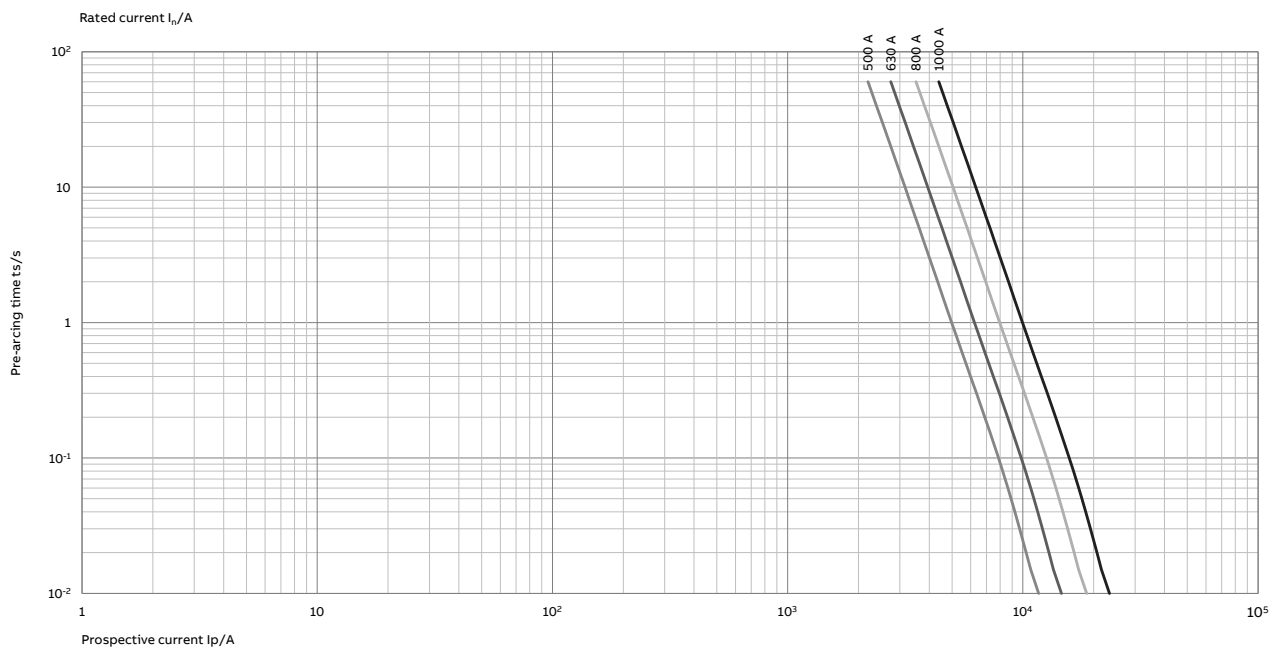
HRC fuse links aM

## Time-current characteristics, 690 V, aM-fuse links OFAA\_AM\_, sizes 3-4/4a

aM 690V, 3



aM 690V, 4/4a

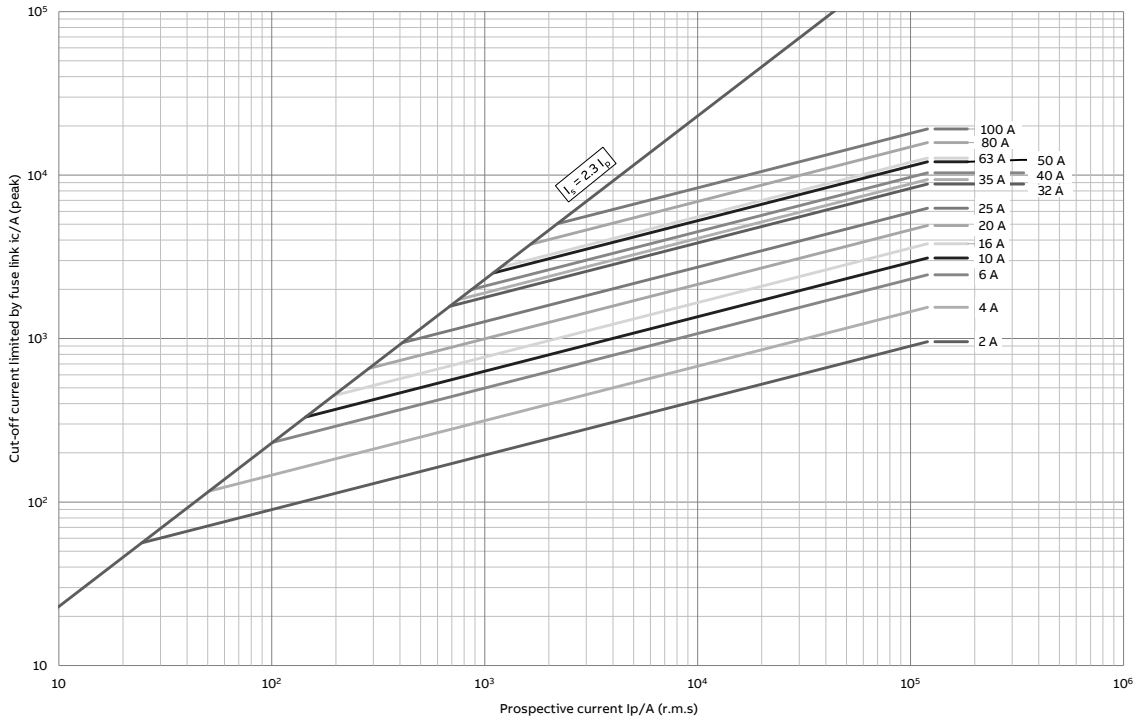


## Cut-off current characteristics

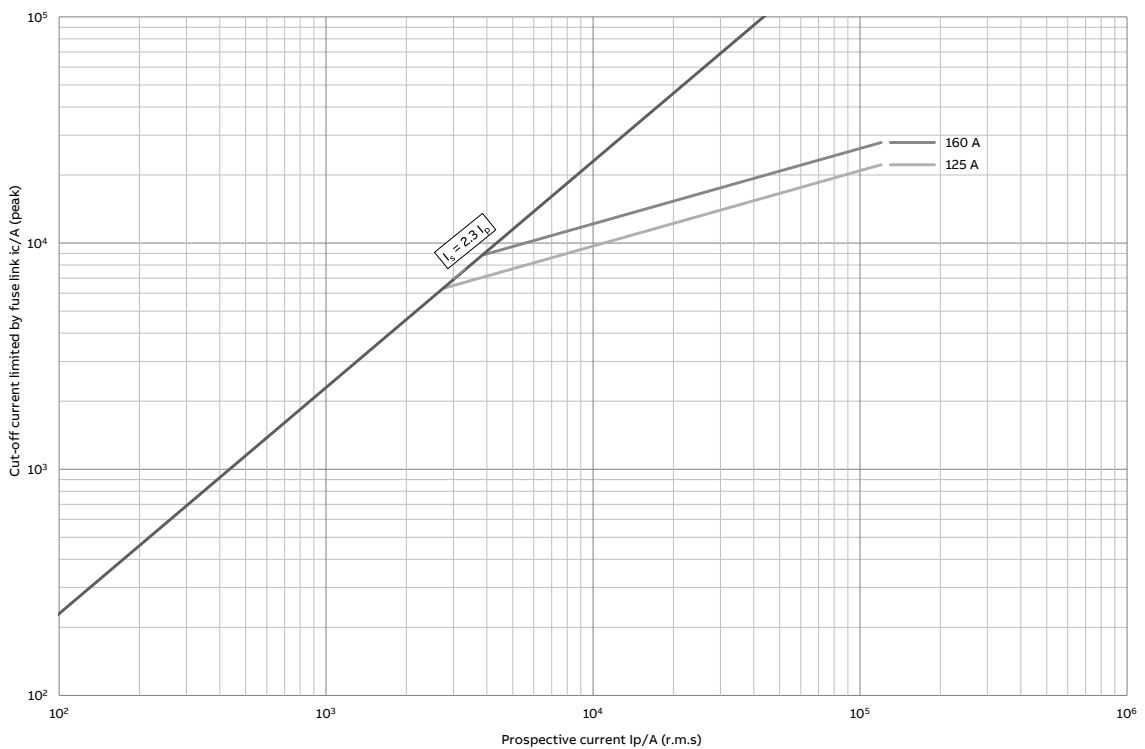
HRC fuse links gG

### Current limitation, 500 V, gG-fuse links OFAF\_H\_, sizes 000-00

gG 500V, 000



gG 500V, 00

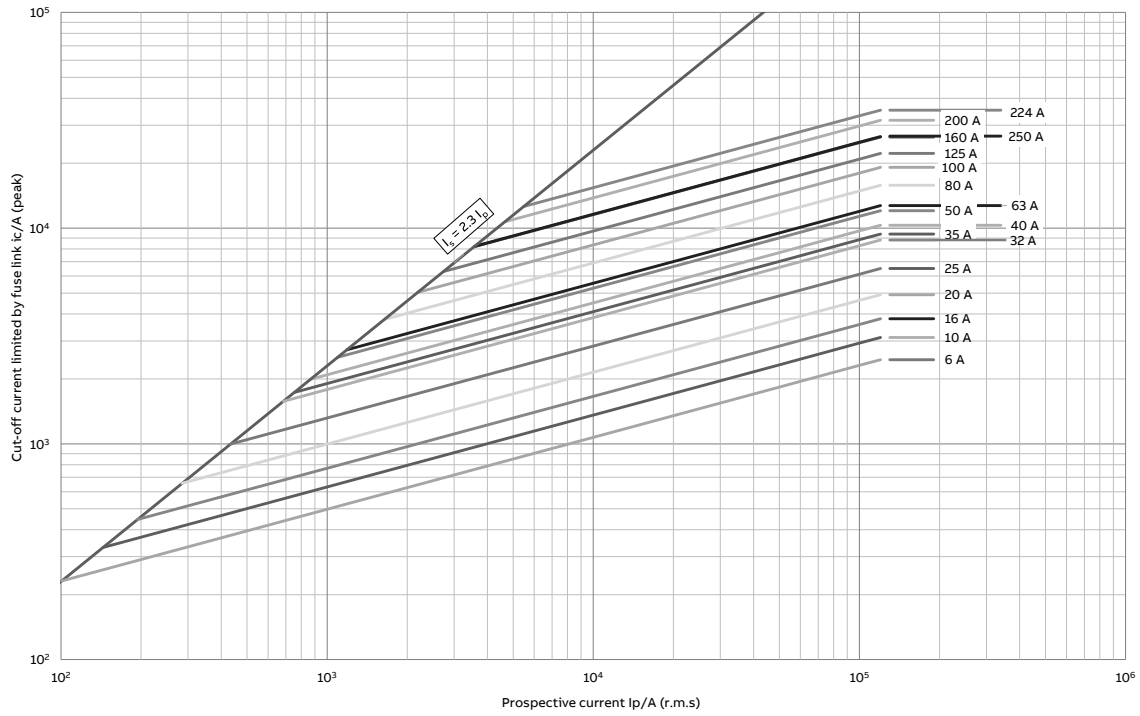


## Cut-off current characteristics

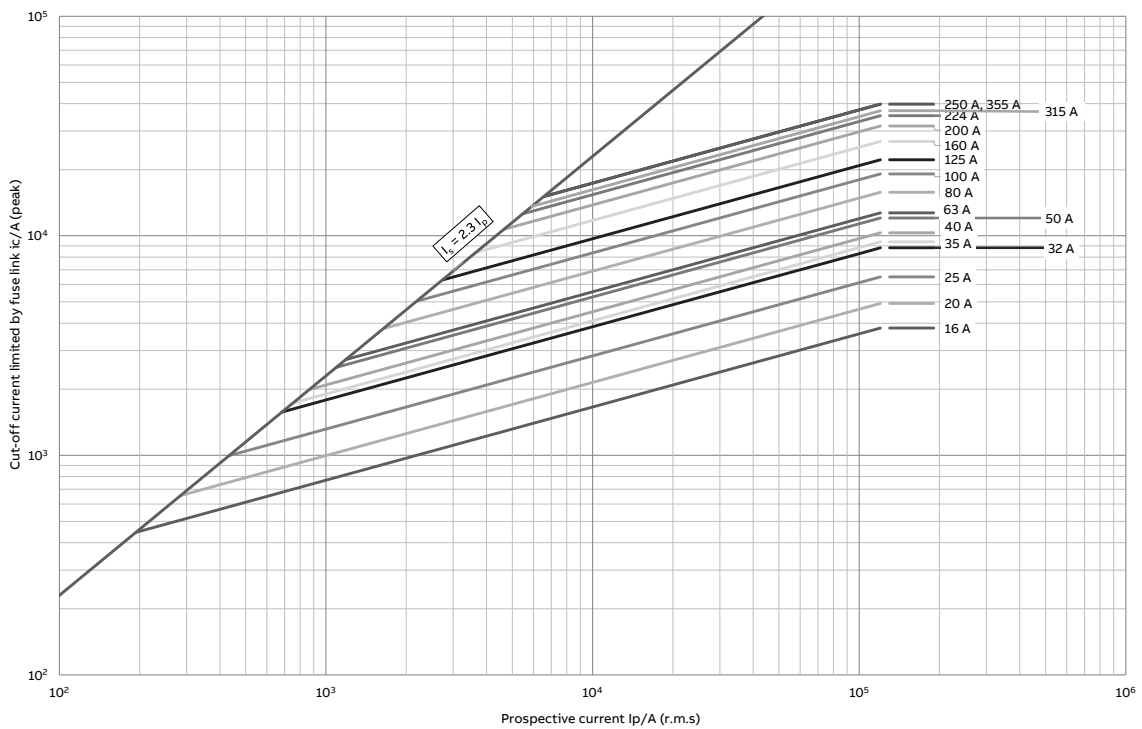
HRC fuse links gG

### Current limitation, 500 V, gG-fuse links OFAF\_H\_, sizes 0-1

gG 500V, 0



gG 500V, 1



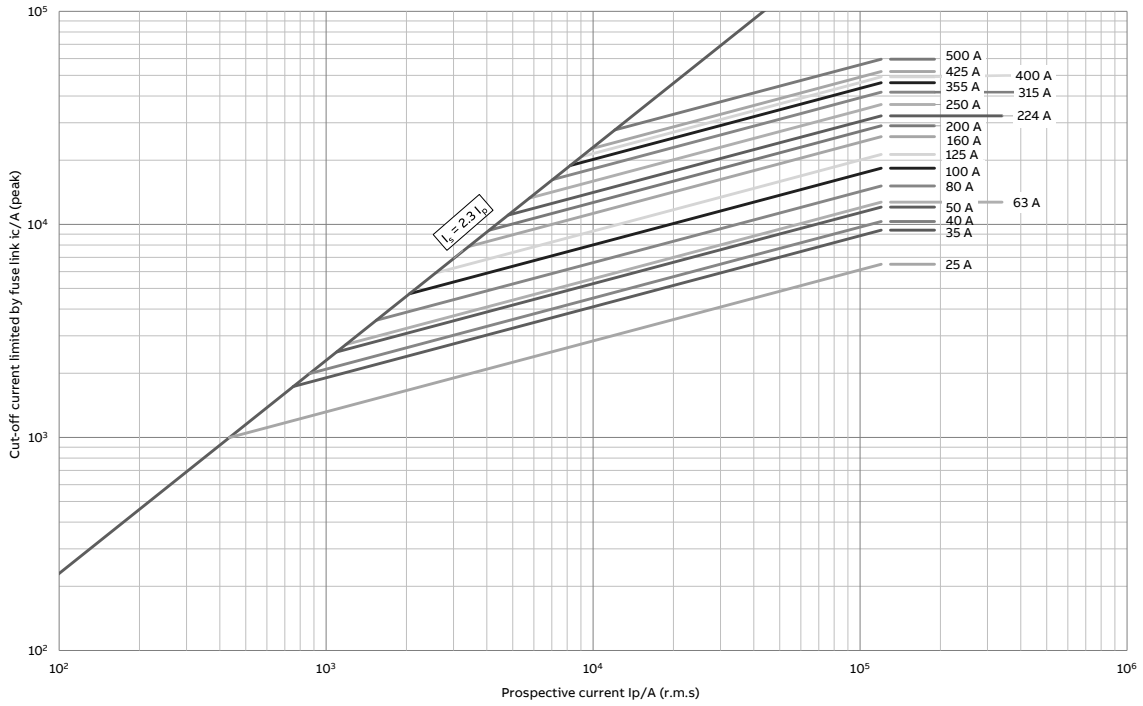


## Cut-off current characteristics

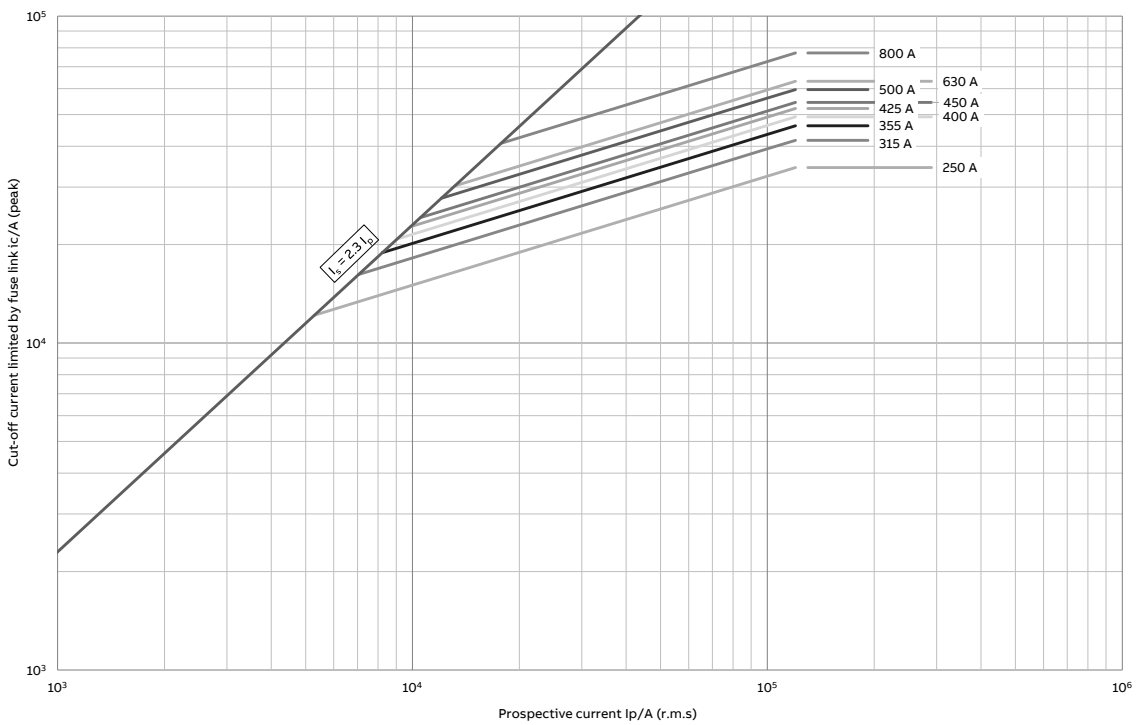
HRC fuse links gG

### Current limitation, 500 V, gG-fuse links OFAF\_H\_, sizes 2-3

gG 500V, 2



gG 500V, 3

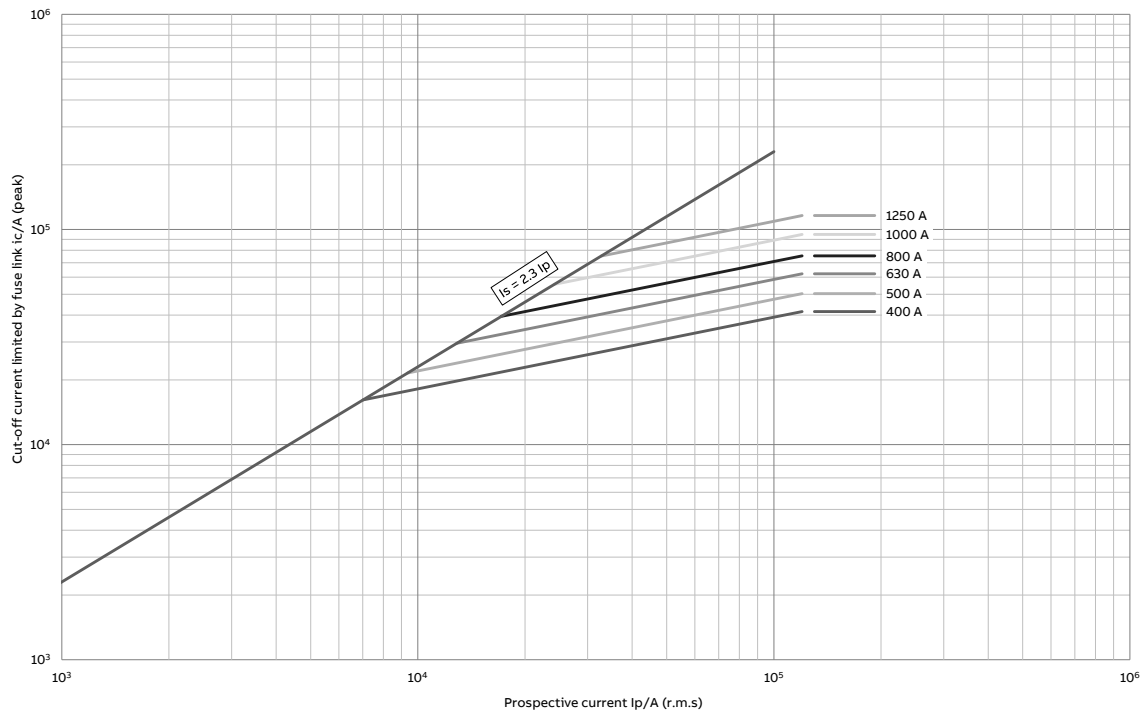


## Cut-off current characteristics

HRC fuse links gG

Current limitation, 500 V, gG-fuse links OFAF\_H\_, size 4/4a

gG 500V, 4/4a

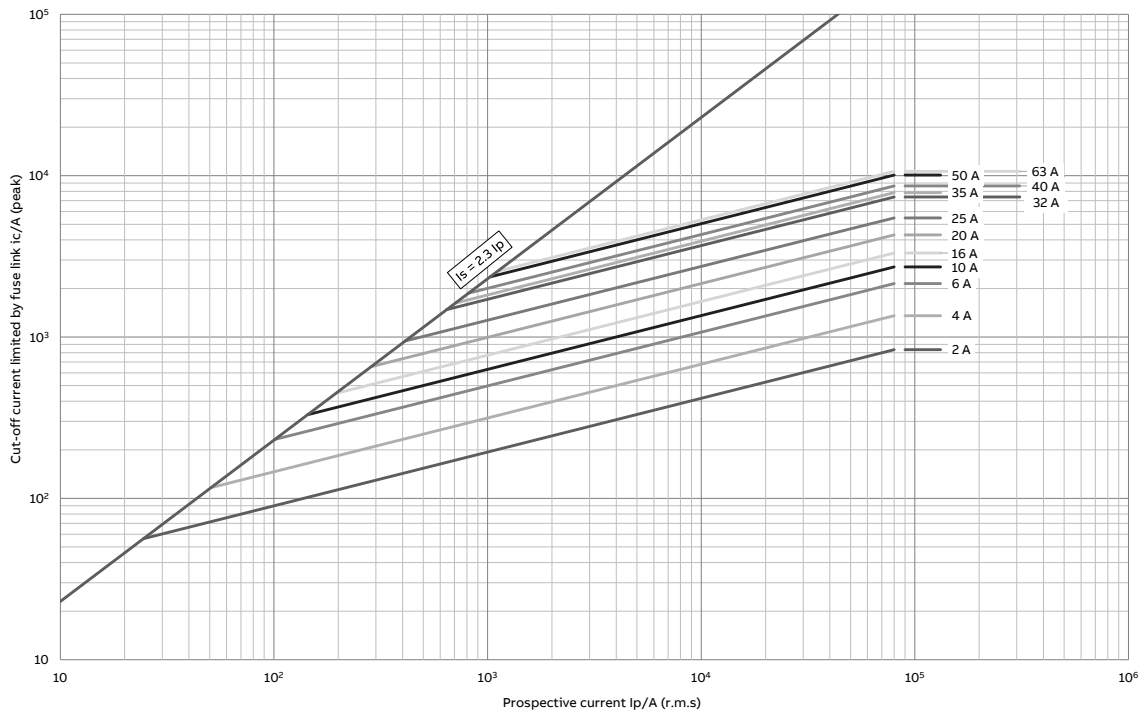


## Cut-off current characteristics

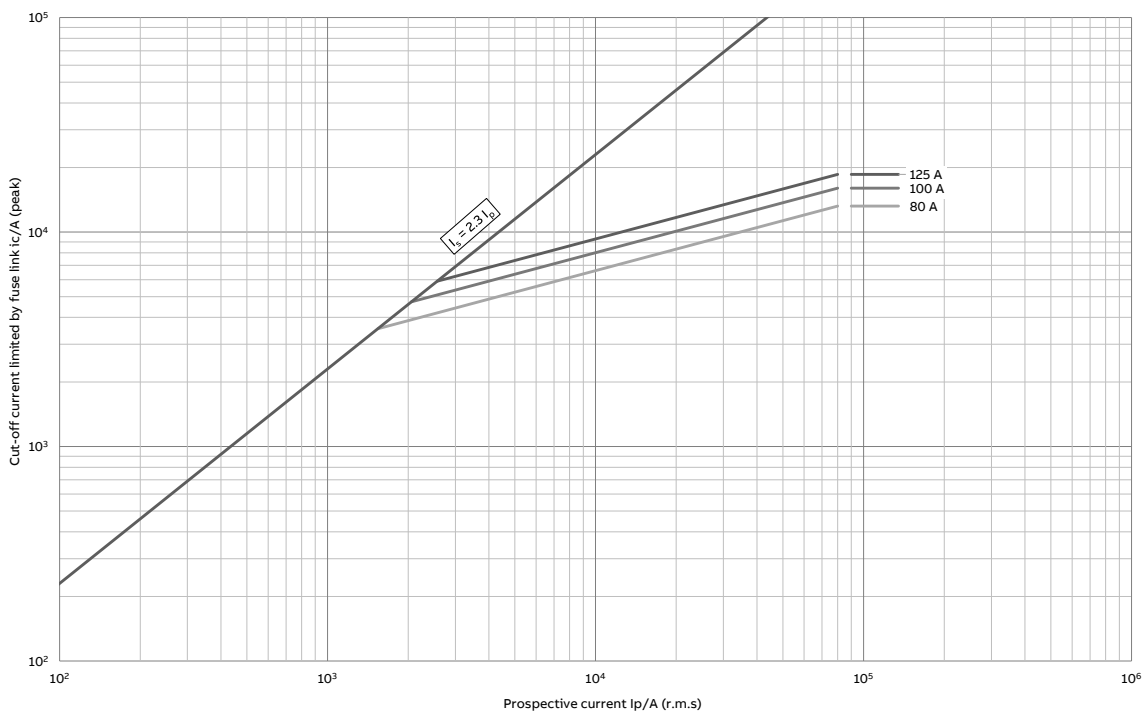
HRC fuse links gG

### Current limitation, 690 V, gG-fuse links OFAA\_GG\_, sizes 000-00

gG 690V, 000



gG 690V, 00

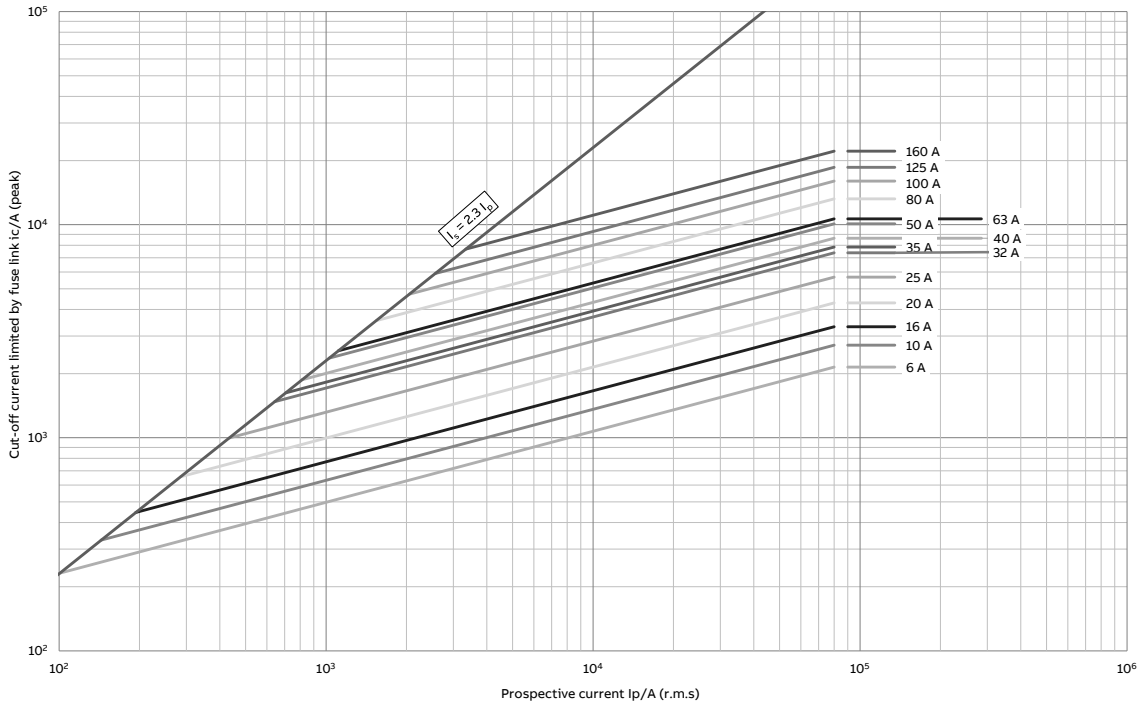


## Cut-off current characteristics

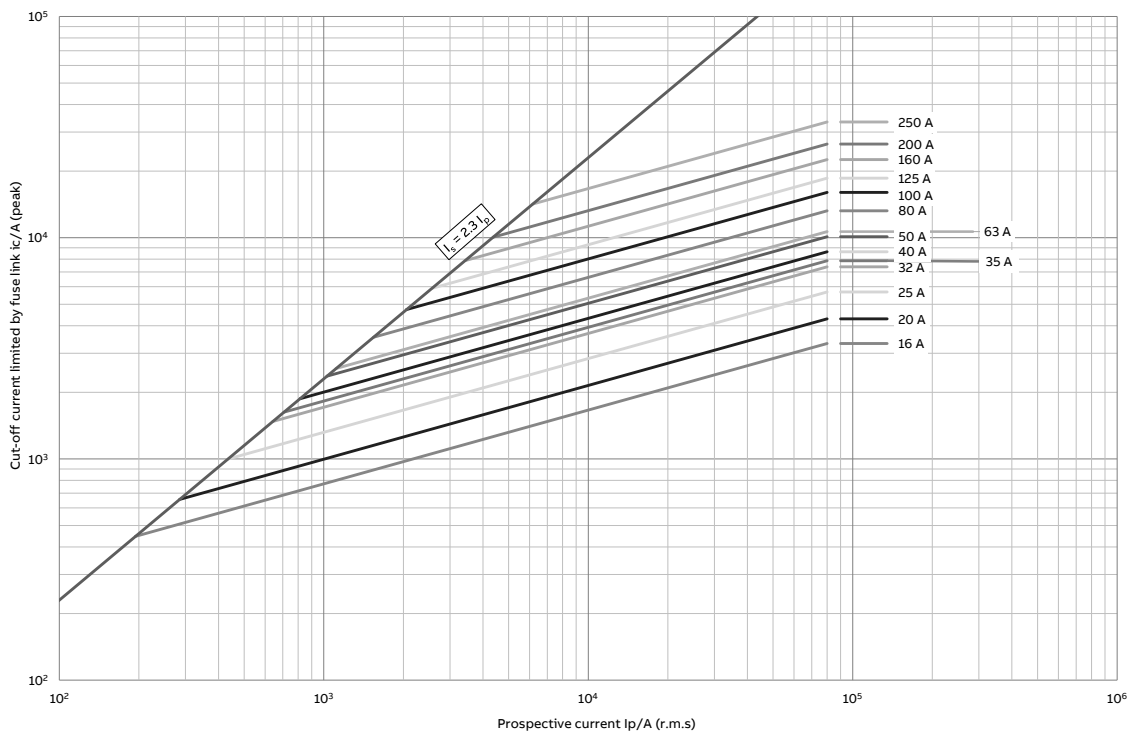
HRC fuse links gG

### Current limitation, 690 V, gG-fuse links OFAA\_GG\_, sizes 0-1

gG 690V, 0



gG 690V, 1

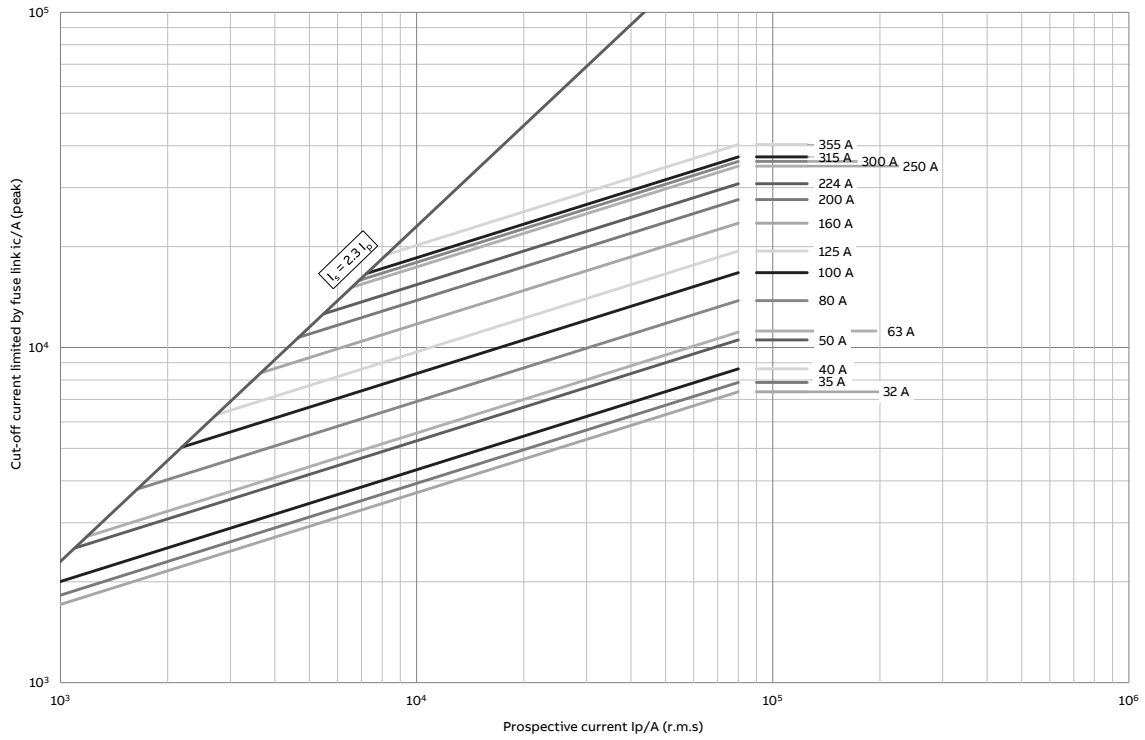


## Cut-off current characteristics

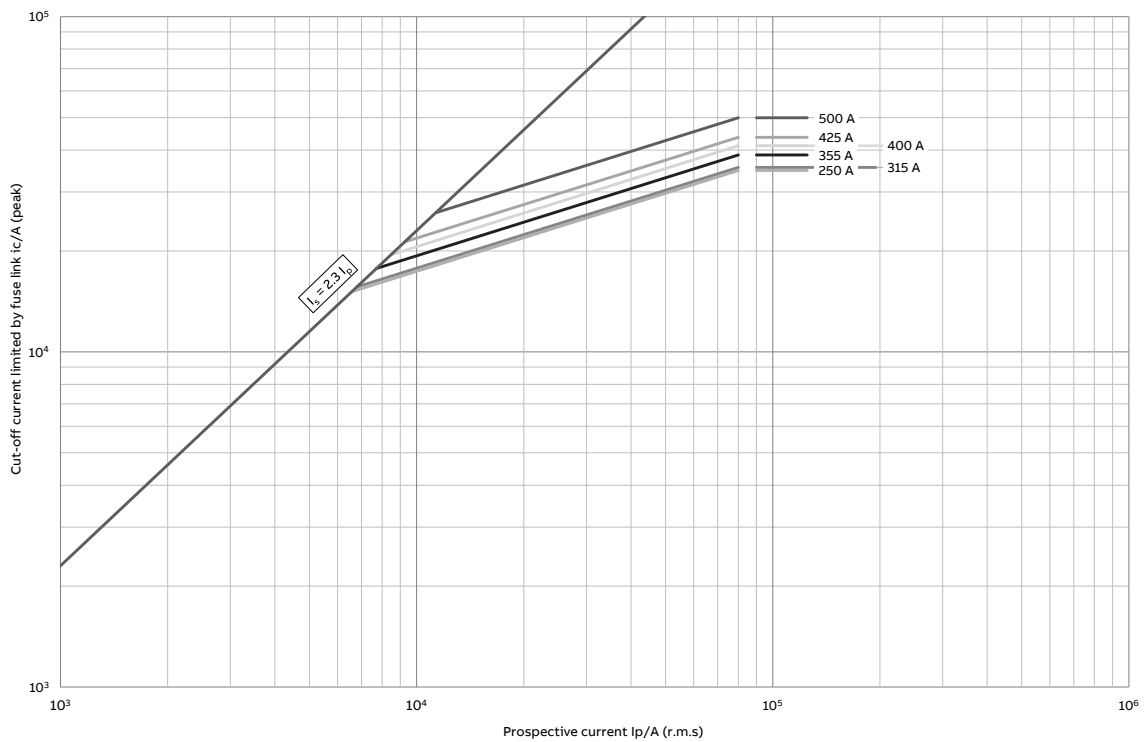
HRC fuse links gG

### Current limitation, 690 V, gG-fuse links OFAA\_GG\_, sizes 2-3

gG 690V, 2



gG 690V, 3

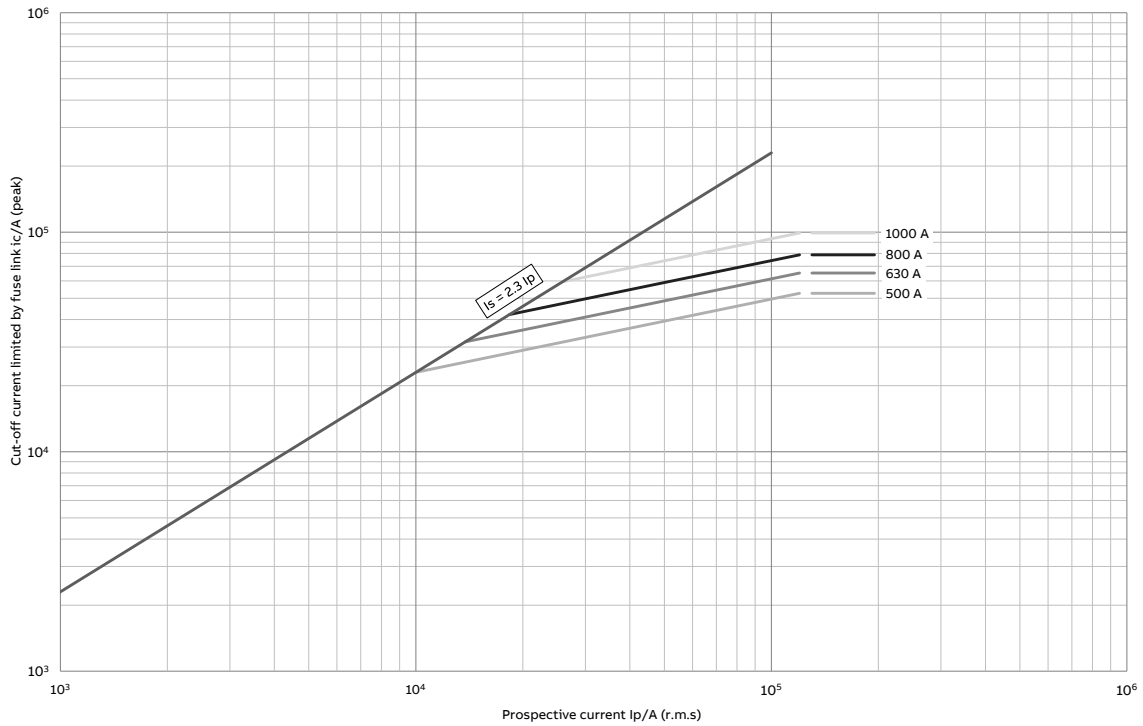


## Cut-off current characteristics

HRC fuse links gG

Current limitation, 690 V, gG-fuse links OFAA\_GG\_, sizes 4/4a

gG 690V, 4/4a

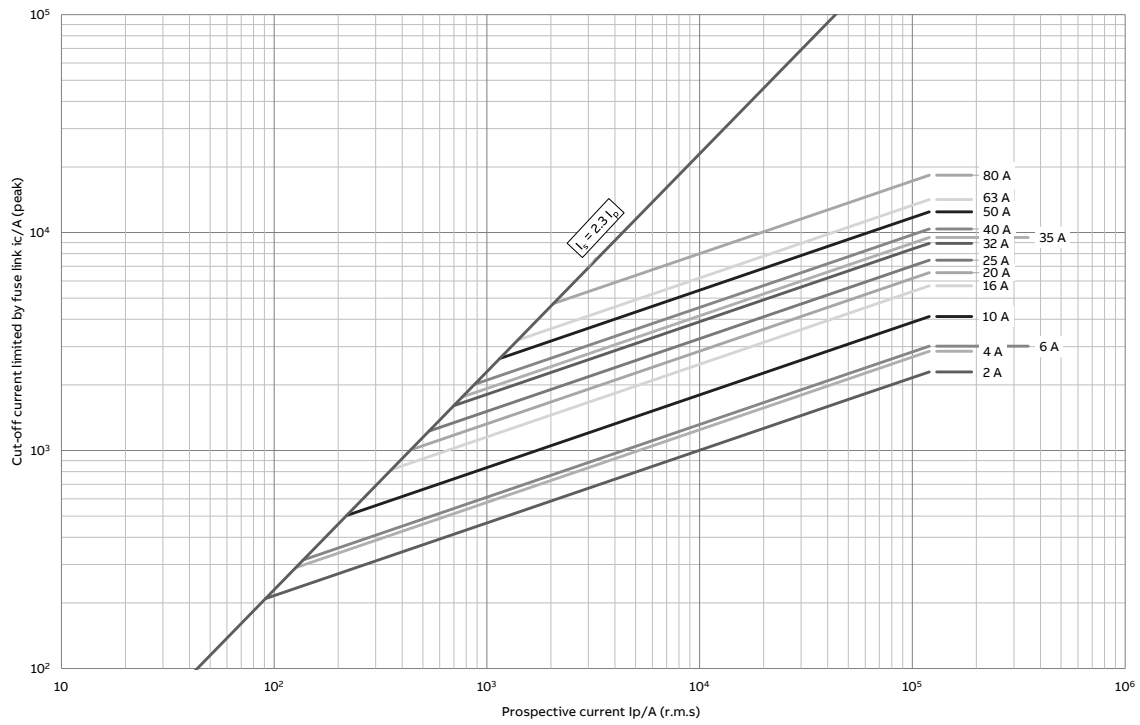


## Cut-off current characteristics

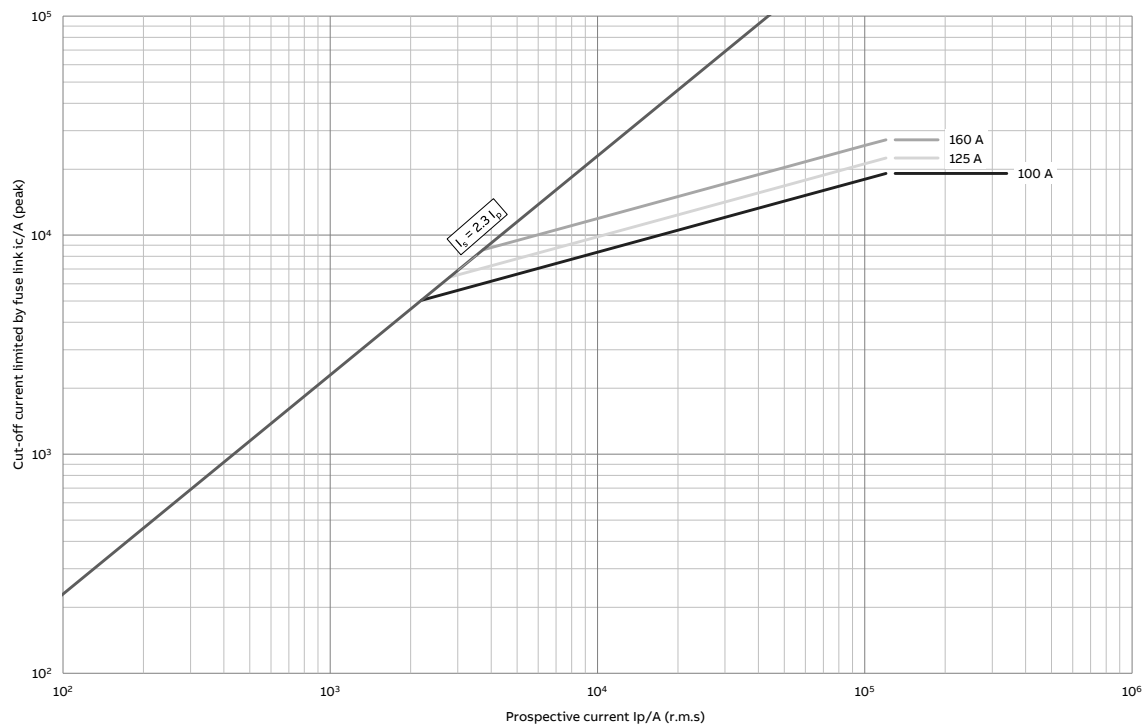
HRC fuse links aM

Current limitation, 500 V, aM-fuse links OFAA\_AM\_, sizes 000-00

aM 500V, 000



aM 500V, 00

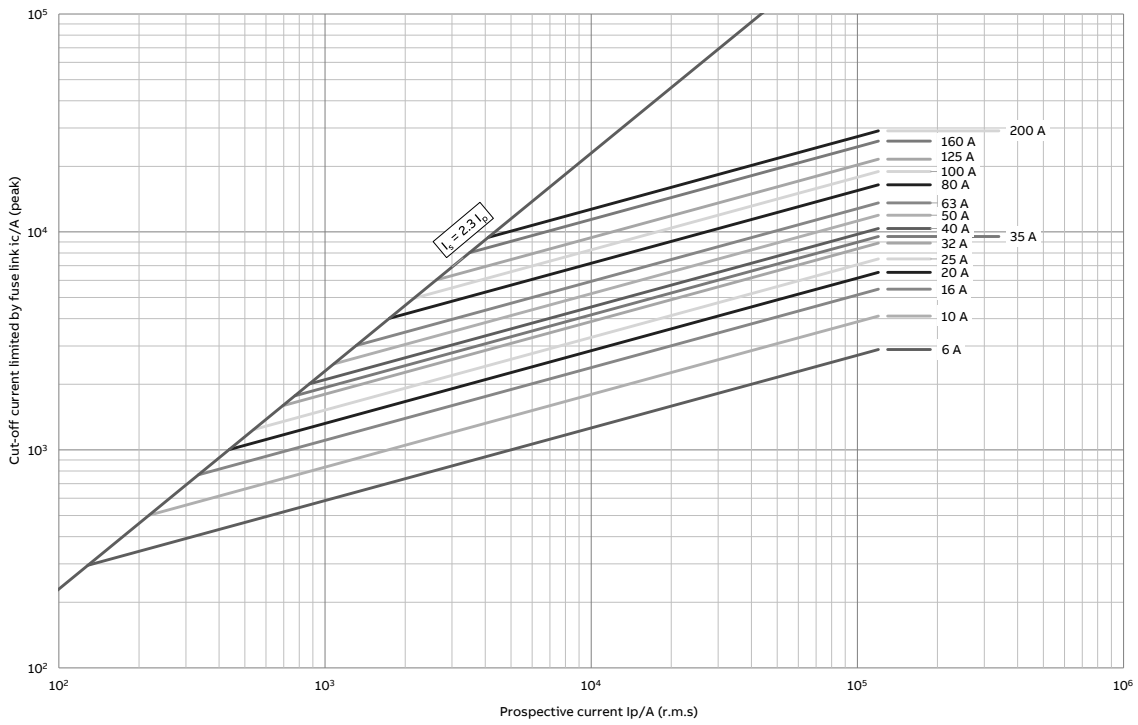


## Cut-off current characteristics

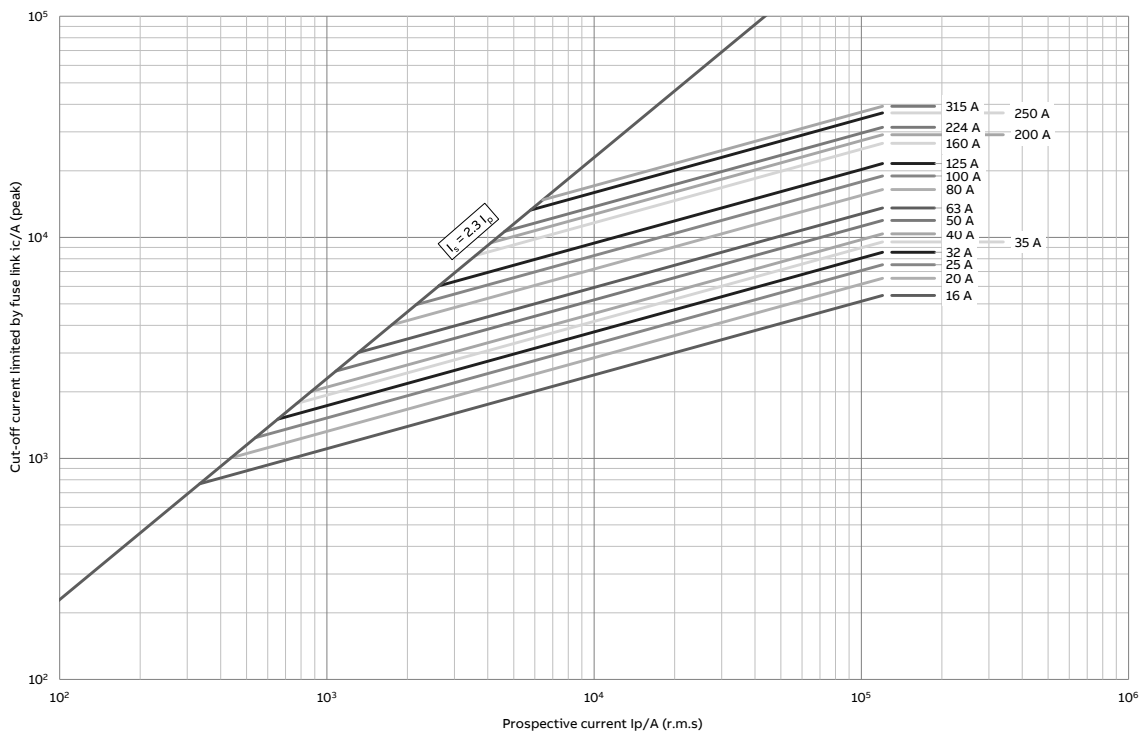
HRC fuse links aM

### Current limitation, 500 V, aM-fuse links OFAA\_AM\_, sizes 0-1

aM 500V, 0



aM 500V, 1



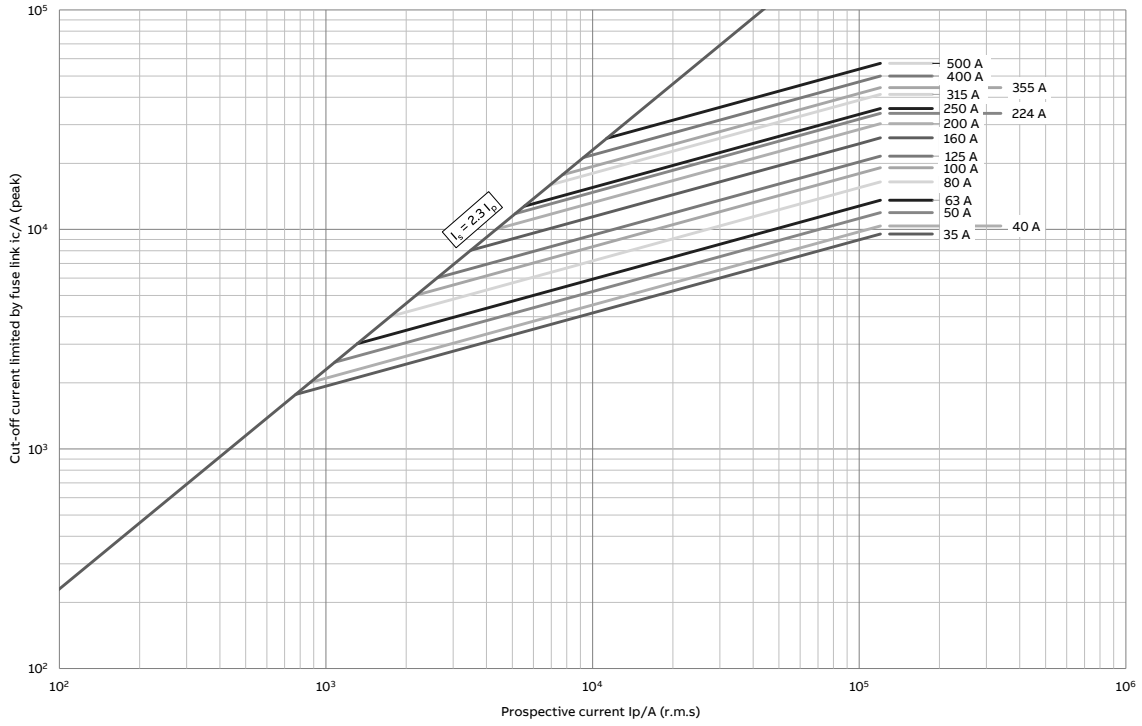


## Cut-off current characteristics

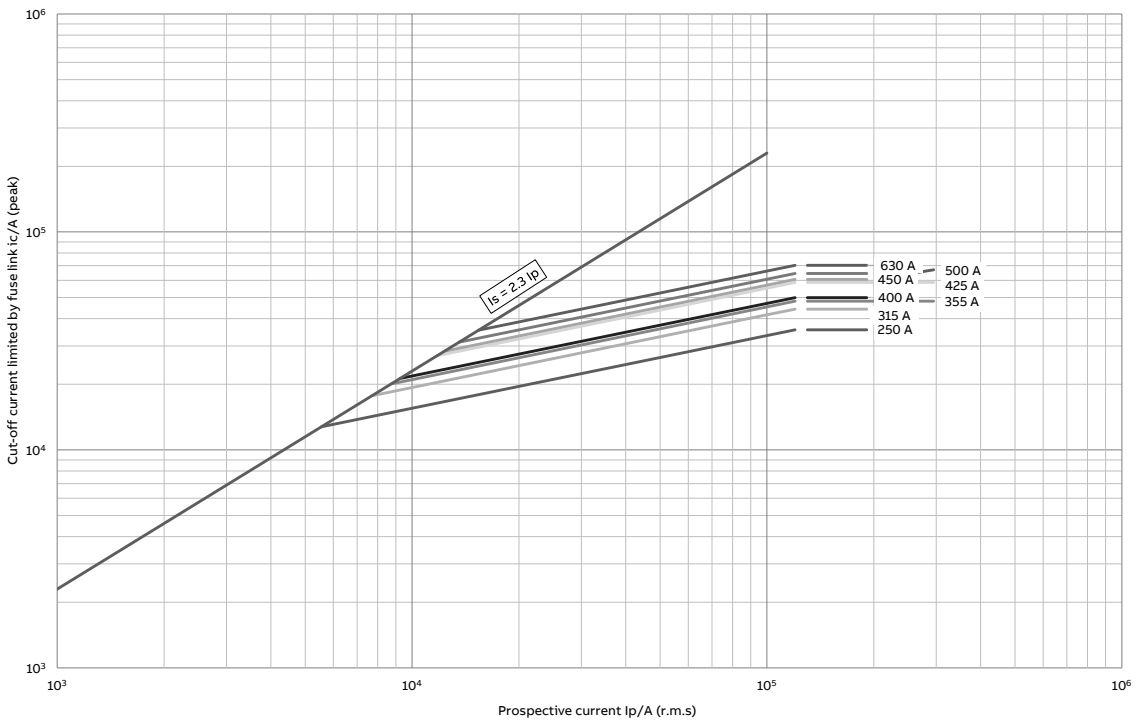
HRC fuse links aM

### Current limitation, 500 V, aM-fuse links OFAA\_AM\_, sizes 2-3

aM 500V, 2



aM 500V, 3

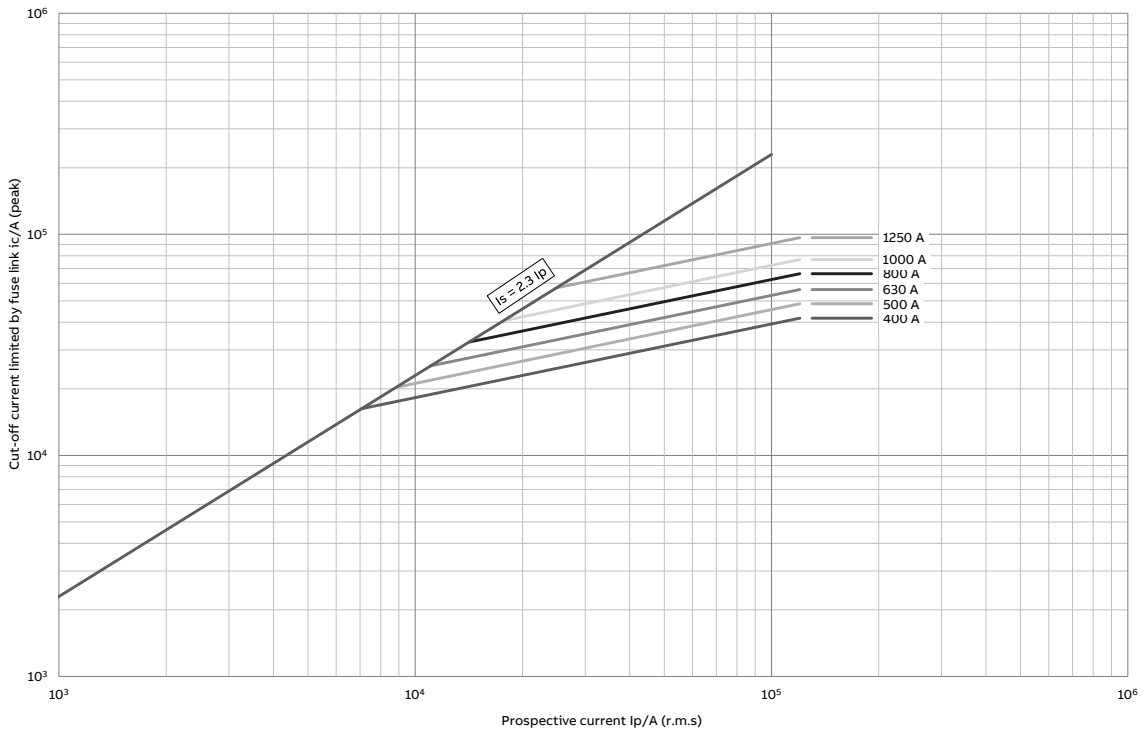


## Cut-off current characteristics

HRC fuse links aM

Current limitation, 500 V, aM-fuse links OFAA\_AM\_, sizes 4/4a

aM 500V, 4/4a

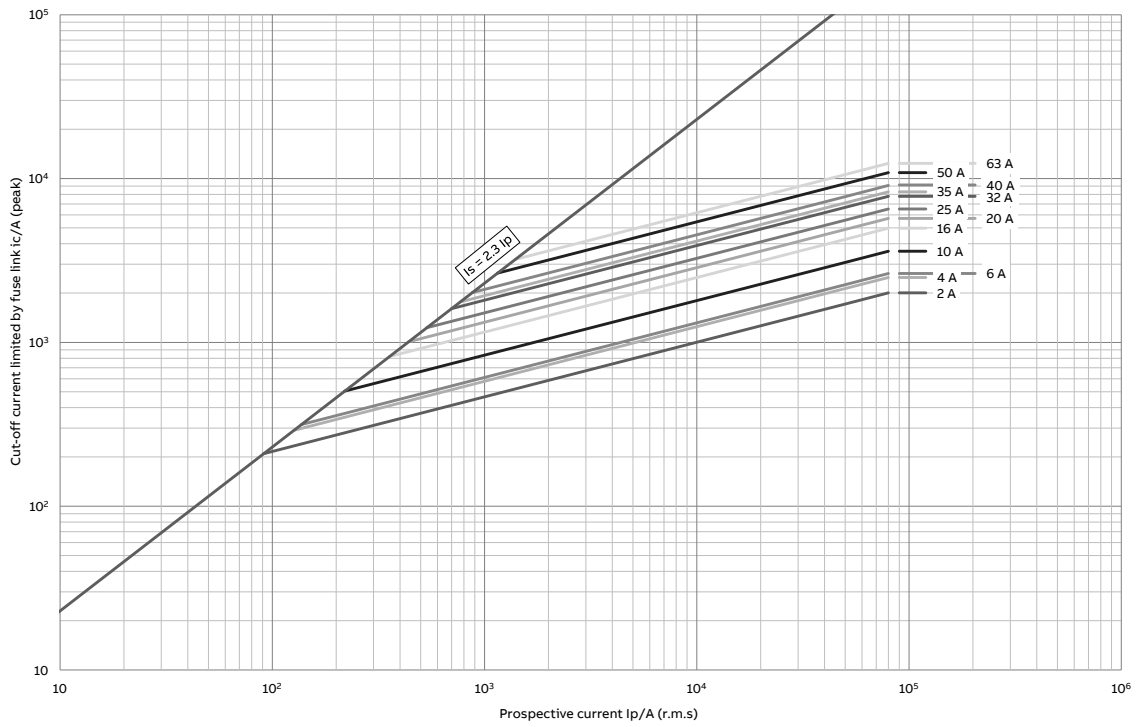


## Cut-off current characteristics

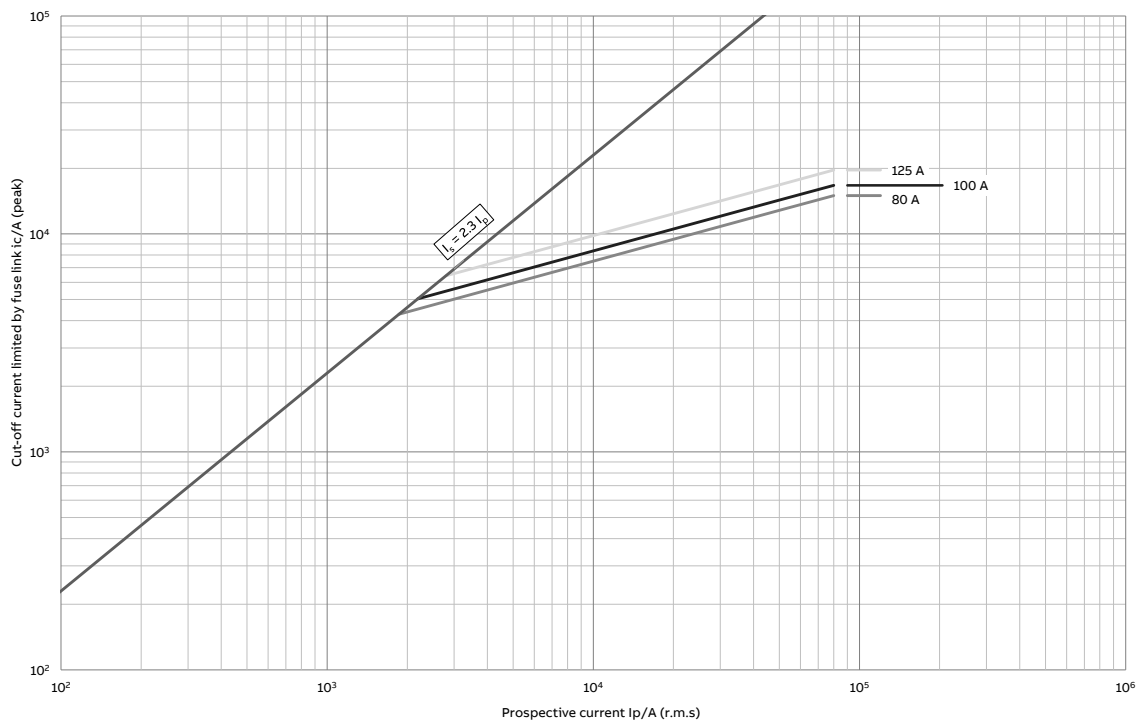
HRC fuse links aM

### Current limitation, 690 V, aM-fuse links OFAA\_AM\_, sizes 000-00

aM 690V, 000



aM 690V, 00

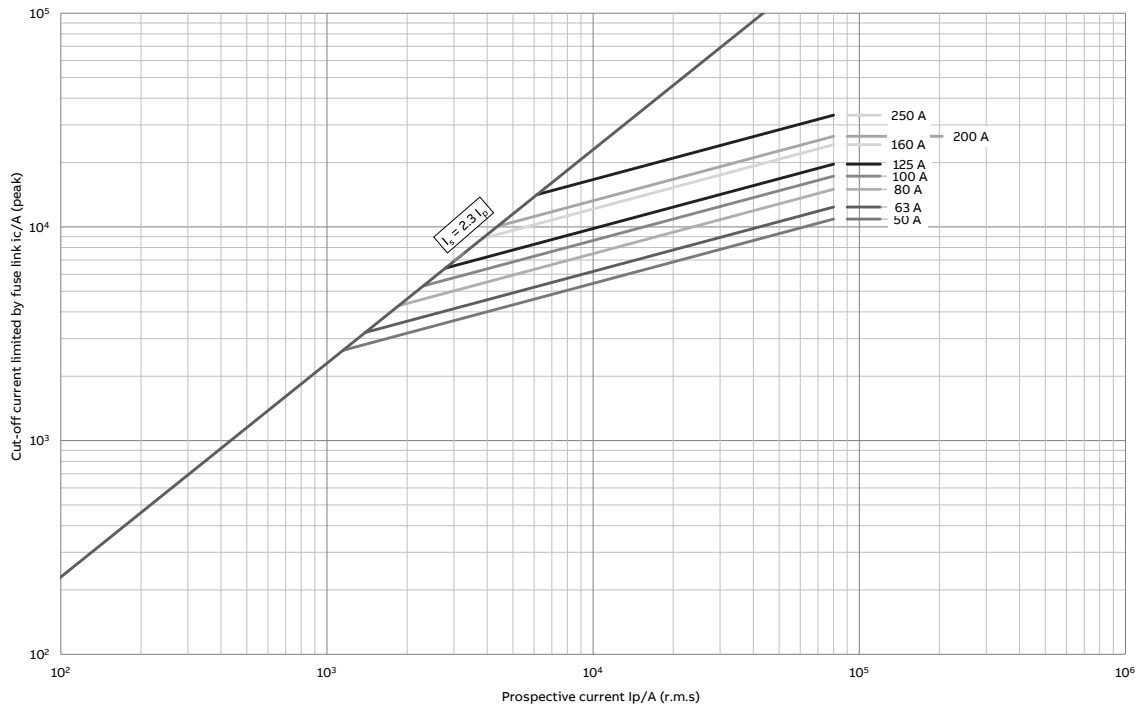


## Cut-off current characteristics

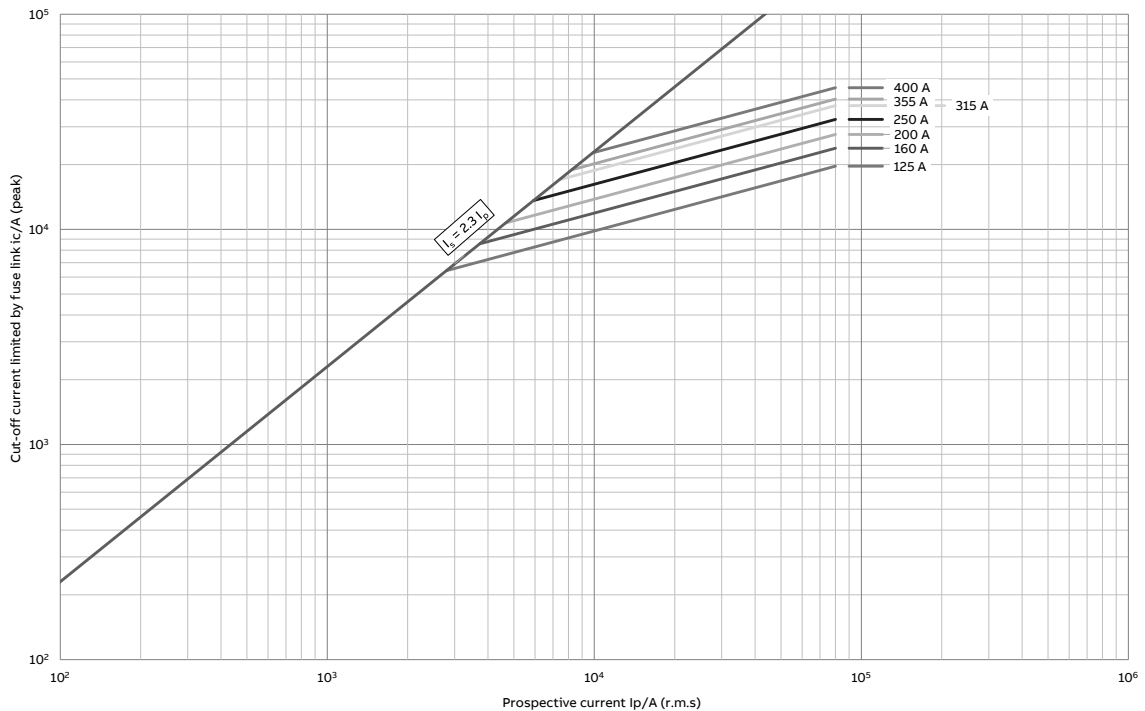
HRC fuse links aM

### Current limitation, 690 V, aM-fuse links OFAA\_AM\_, sizes 1-2

aM 690V, 1



aM 690V, 2

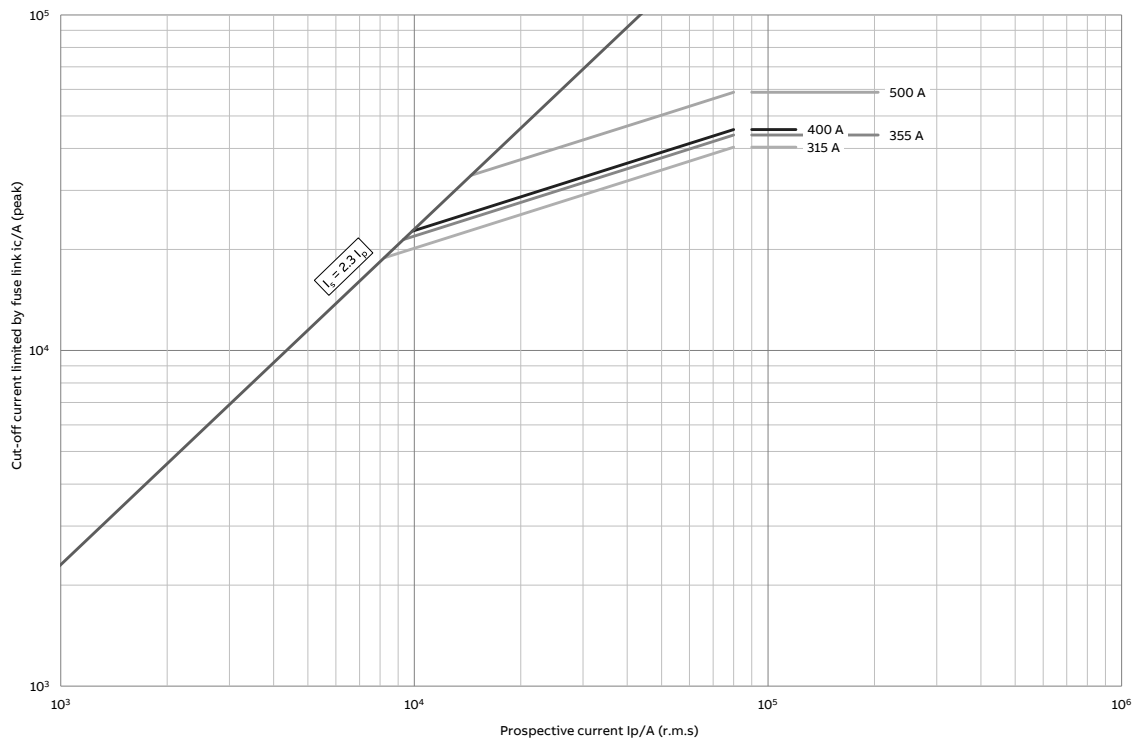


## Cut-off current characteristics

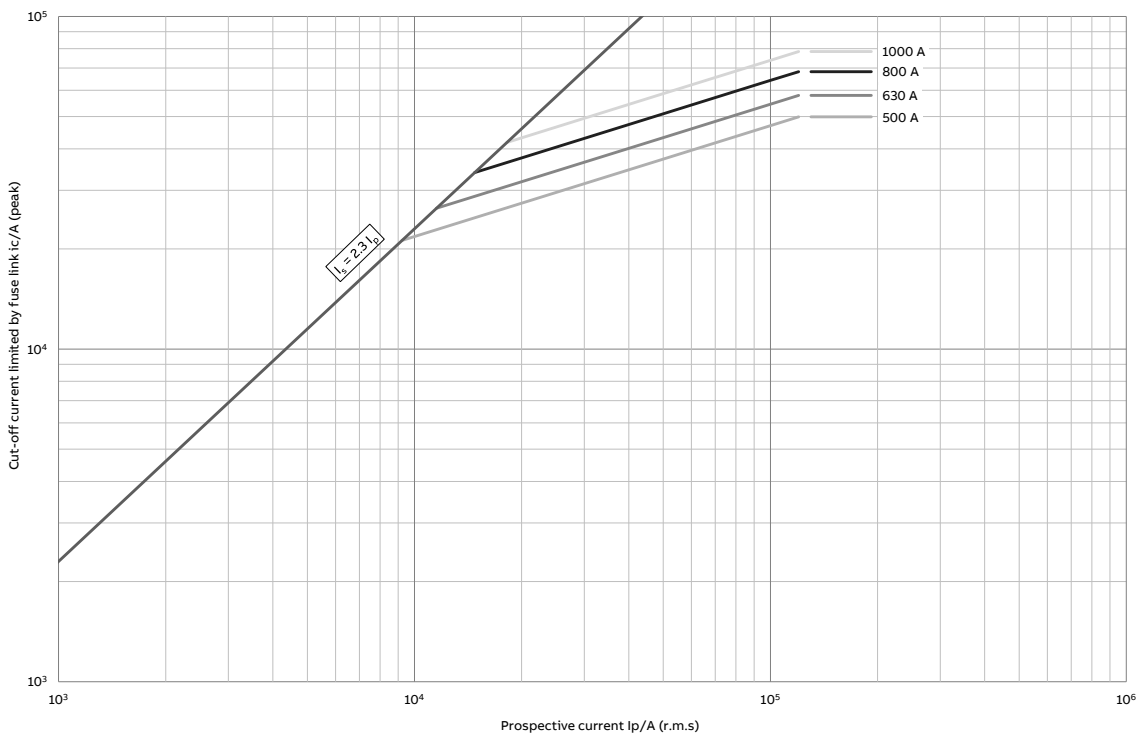
HRC fuse links aM

### Current limitation, 690 V, aM-fuse links OFAA\_AM\_, sizes 3-4a

aM 690V, 3



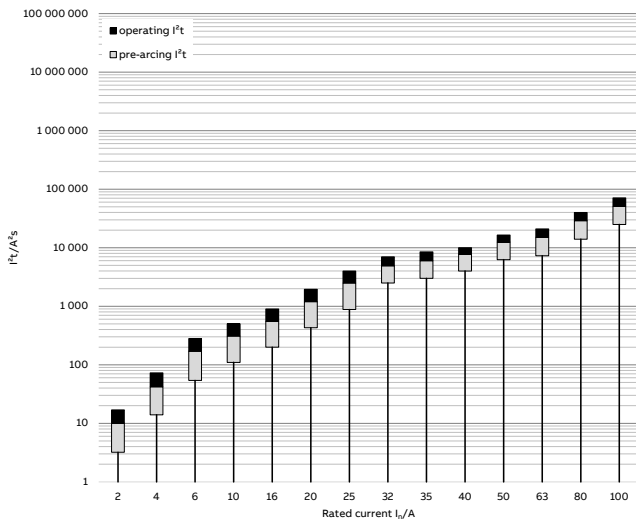
aM 690V, 4/4a



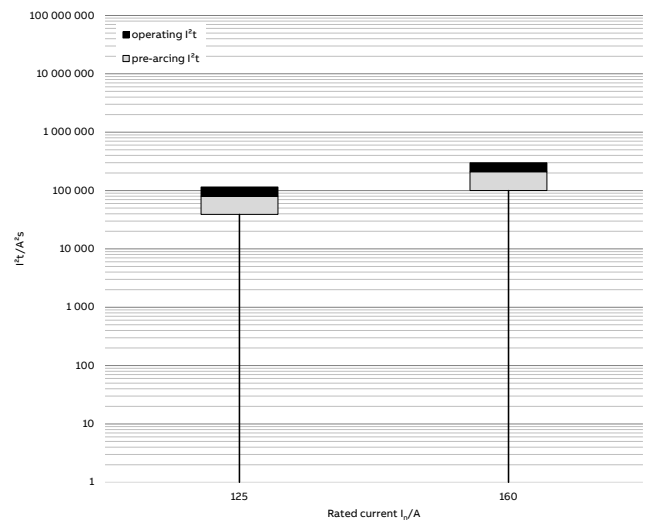
# Pre-arcing and operating I<sup>2</sup>t characteristics

## gG 500V, 000-1

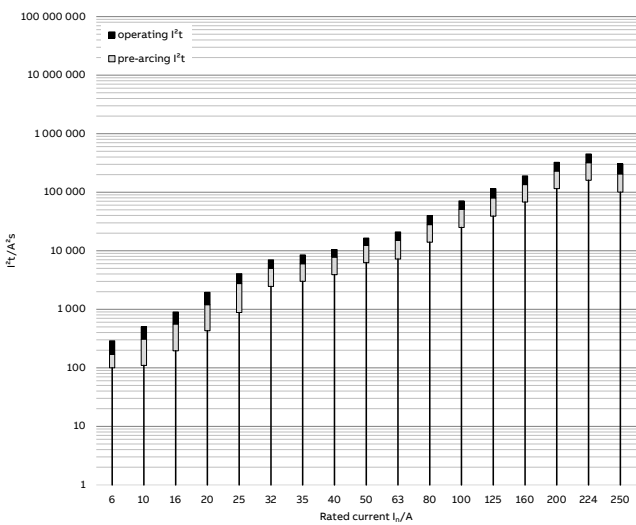
gG 500V, 000



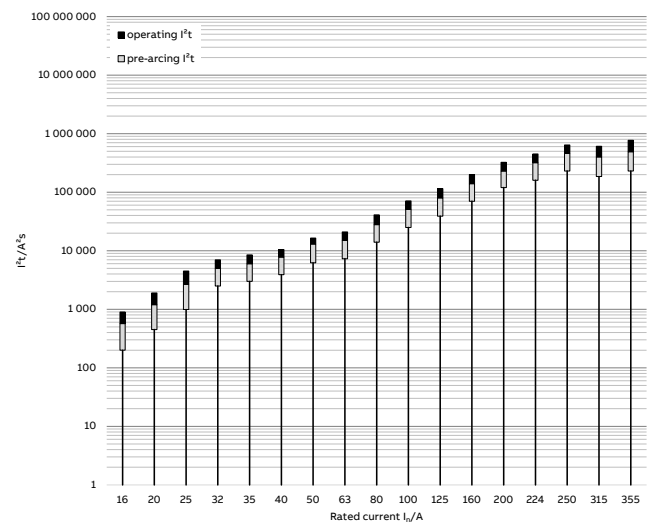
gG 500V, 00



gG 500V, 0

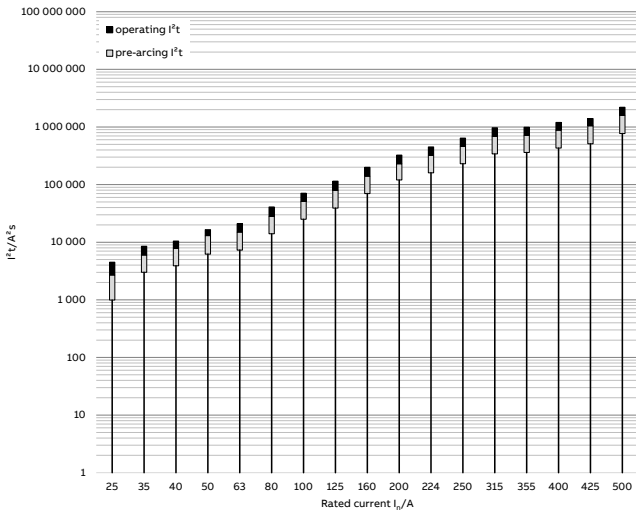


gG 500V, 1

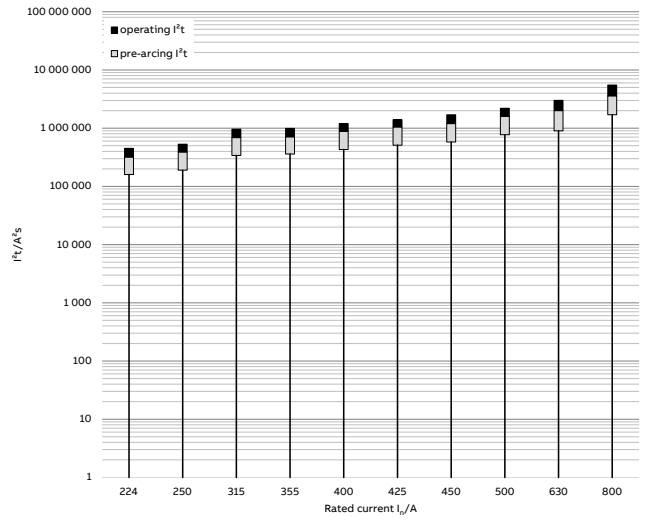


**Pre-arcing and operating I<sup>2</sup>t characteristics**  
gG 500V, 2-4a

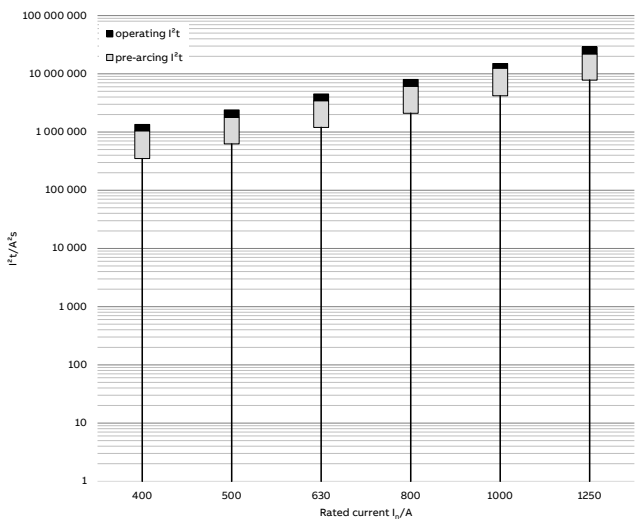
gG 500V, 2



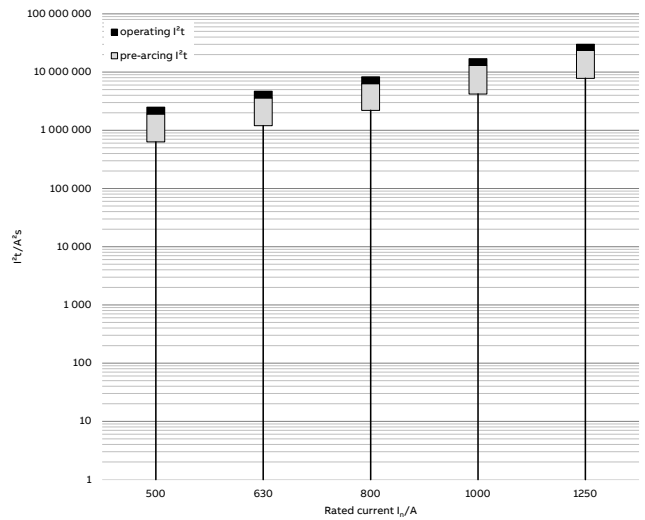
gG 500V, 3



gG 500V, 4

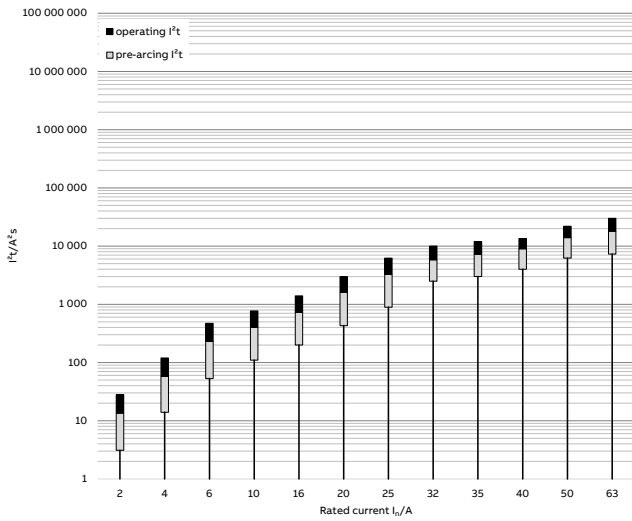


gG 500V, 4a

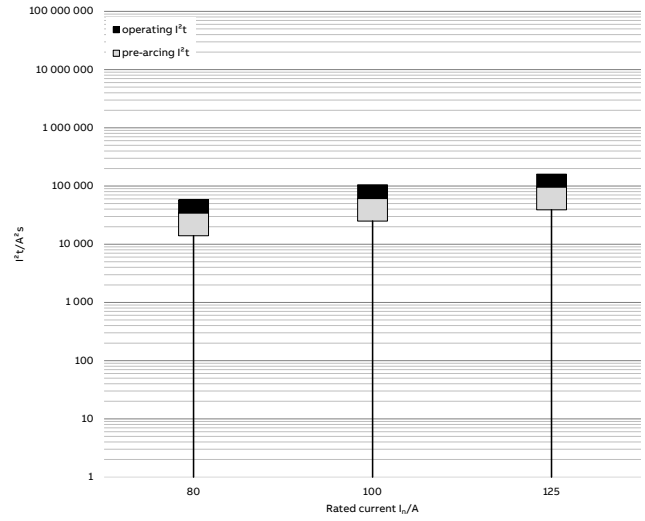


**Pre-arcing and operating I<sup>2</sup>t characteristics**  
gG 690V, 000-1

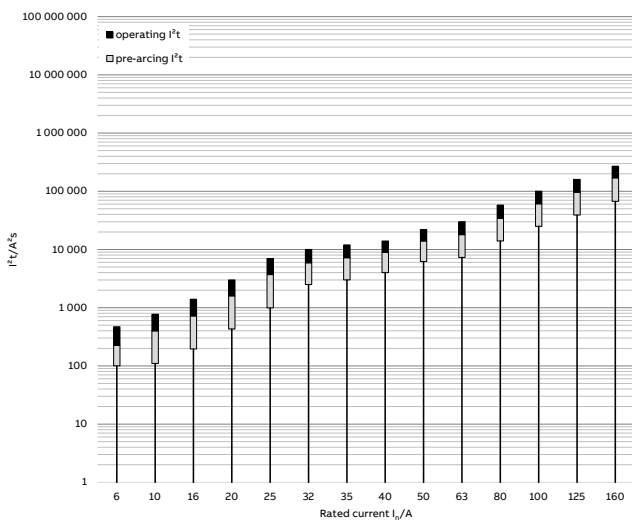
gG 690V, 000



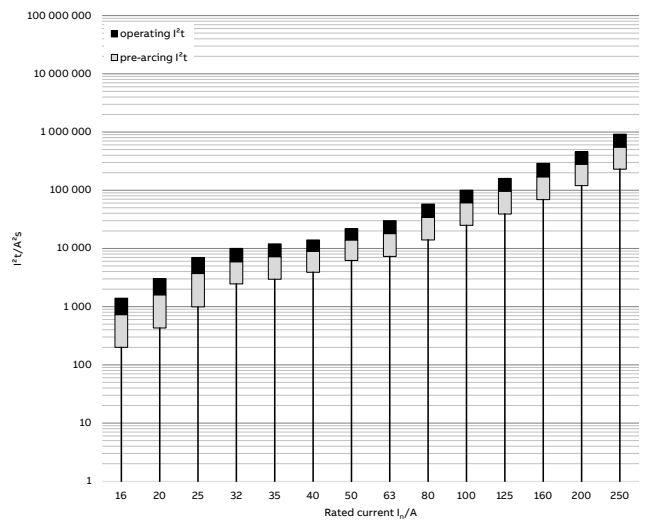
gG 690V, 00



gG 690V, 0



gG 690V, 1

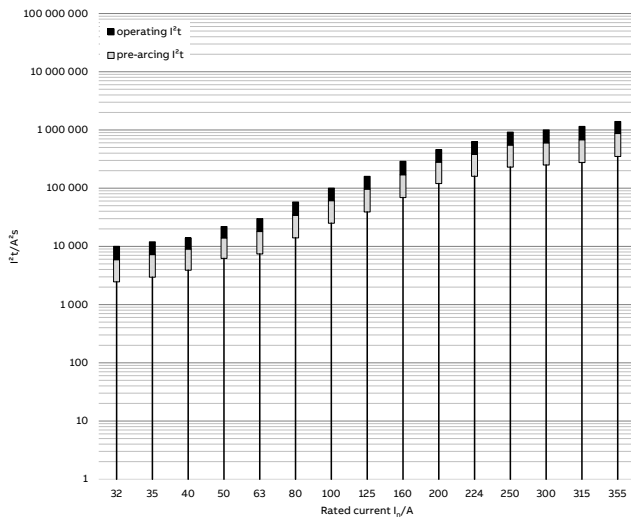




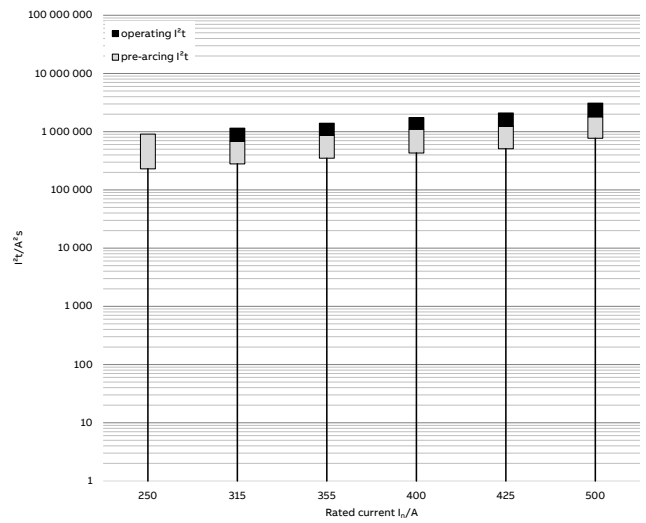
# Pre-arcing and operating I<sup>2</sup>t characteristics

## gG 690V, 2-4a

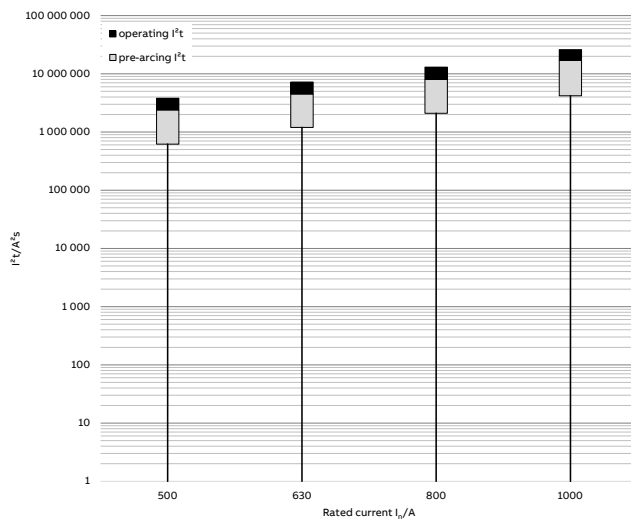
gG 690V, 2



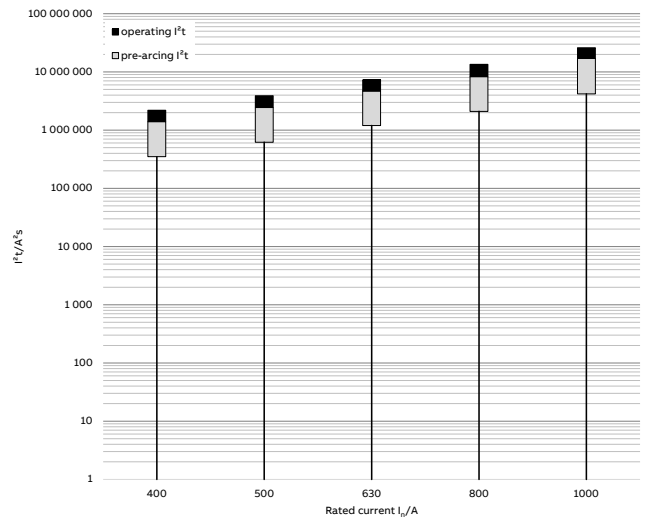
gG 690V, 3



gG 690V, 4



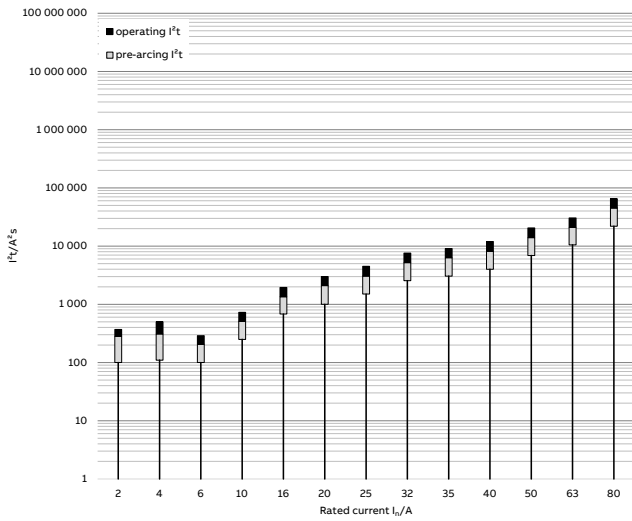
gG 690V, 4a



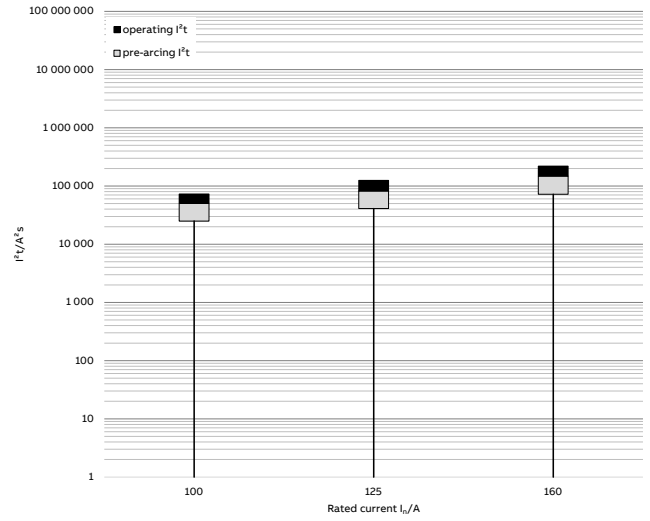
# Pre-arcing and operating I<sup>2</sup>t characteristics

aM 500V, 000-1

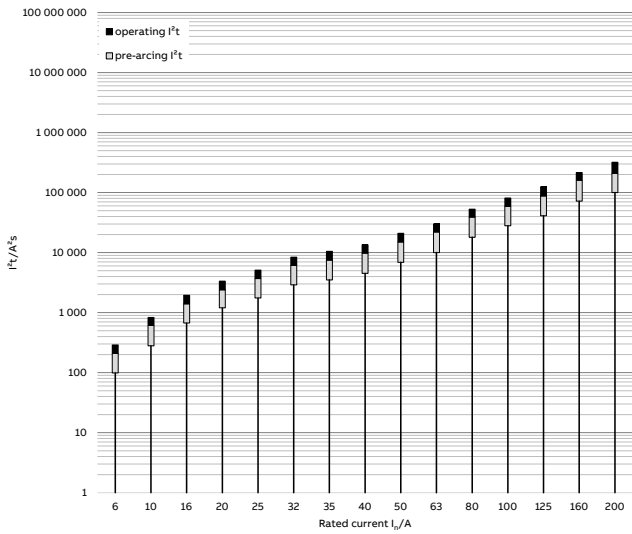
aM 500V, 000



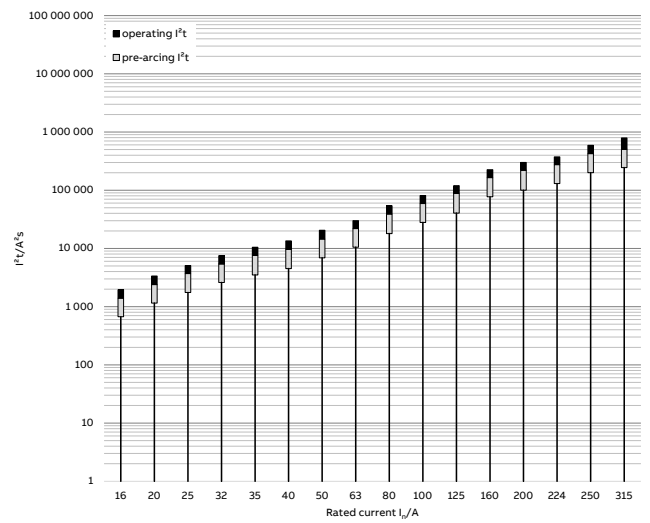
aM 500V, 00



aM 500V, 0

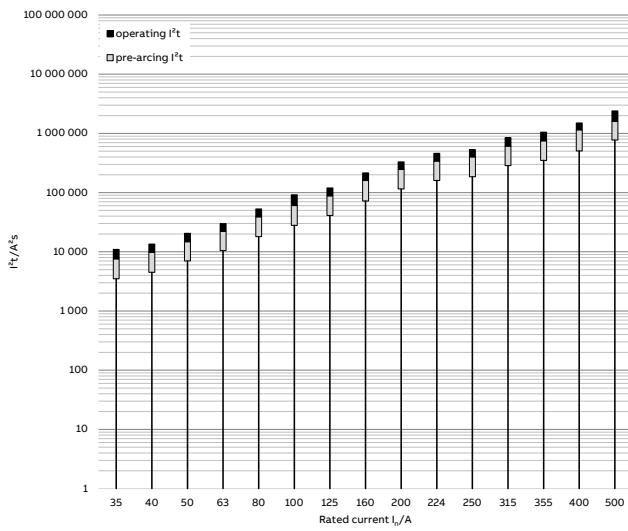


aM 500V, 1

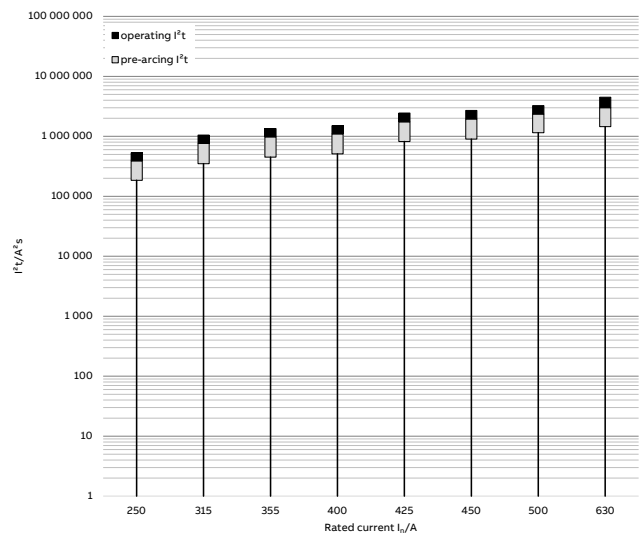


## Pre-arcing and operating I<sup>2</sup>t characteristics aM 500V, 2-4a

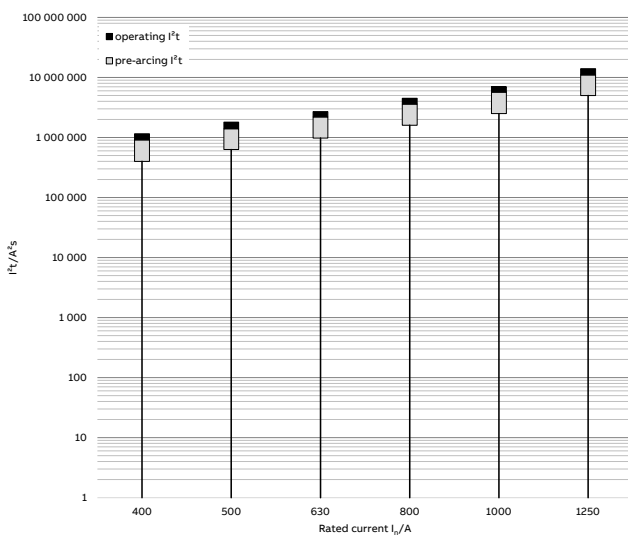
aM 500V, 2



aM 500V, 3

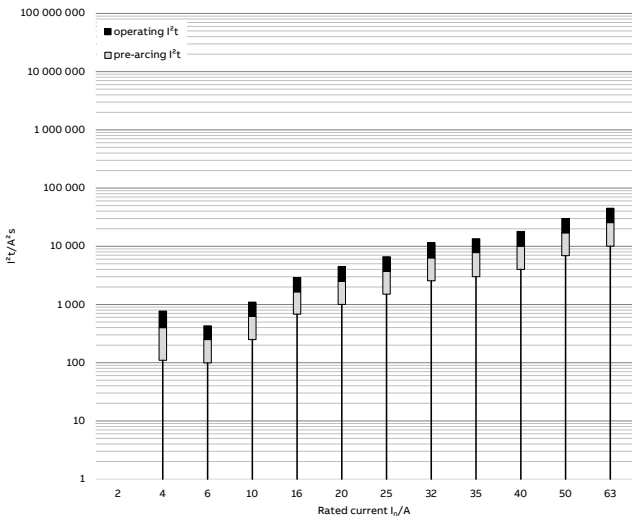


aM 500V, 4/4a

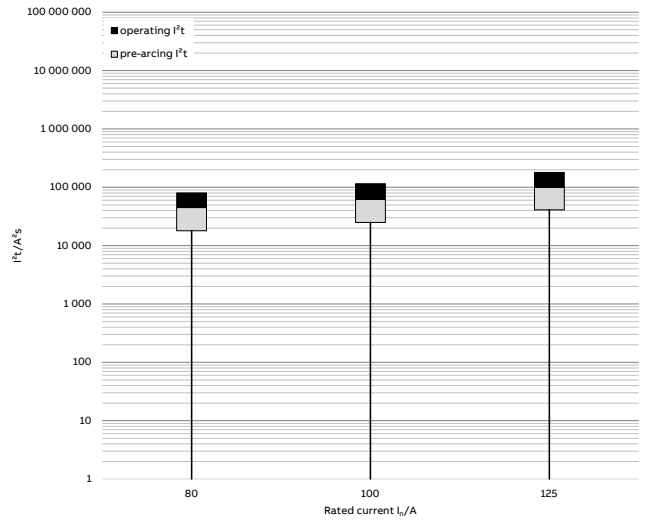


**Pre-arcing and operating I<sup>2</sup>t characteristics**  
aM 690V, 0001

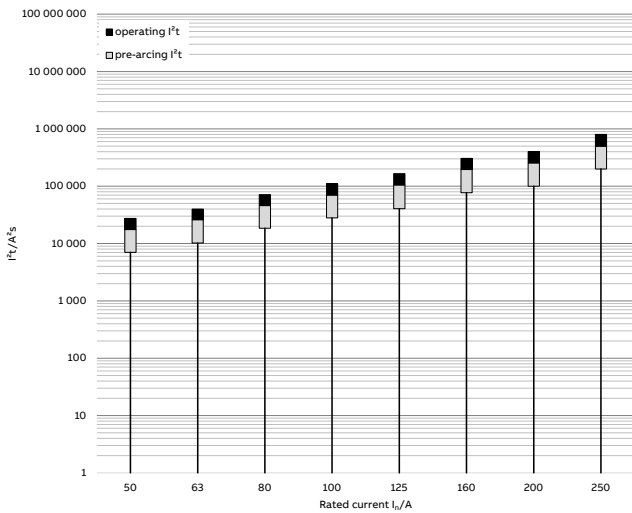
aM 690V, 000



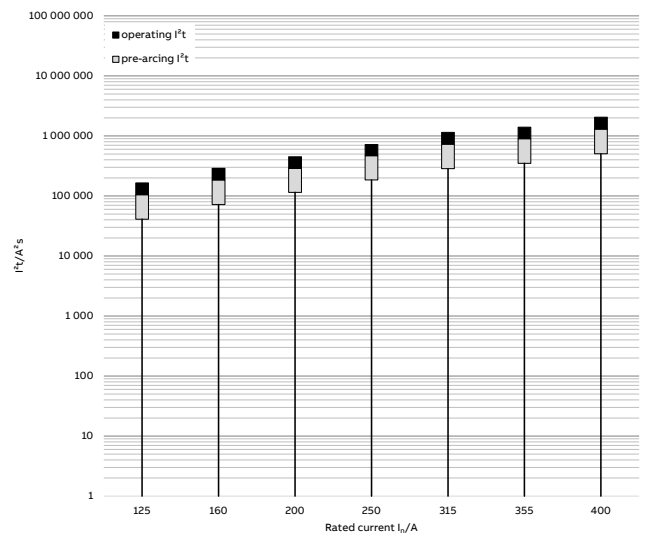
aM 690V, 00



aM 690V, 1

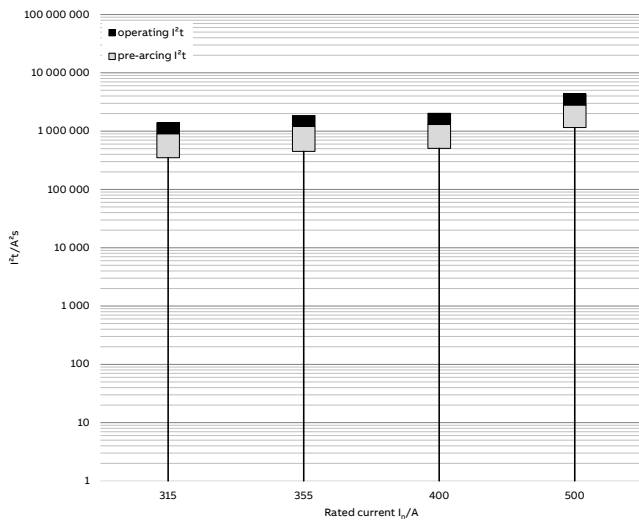


aM 690V, 2

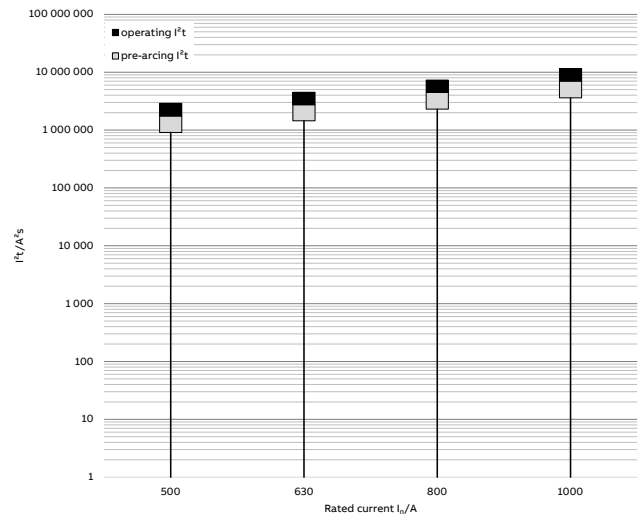


**Pre-arcing and operating I<sup>2</sup>t characteristics**  
aM 690V, 2-4

aM 690V, 3



aM 690V, 4/4a



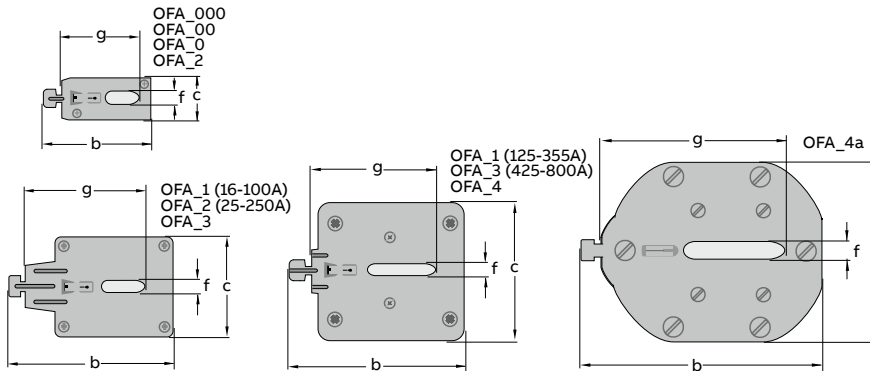
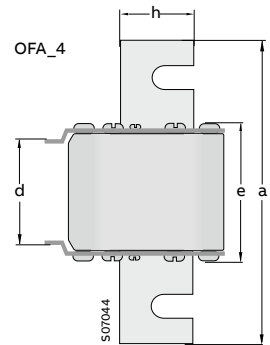
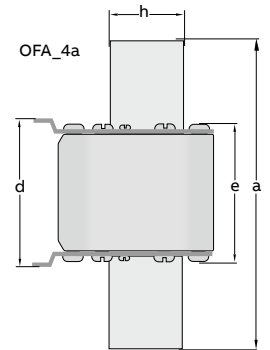
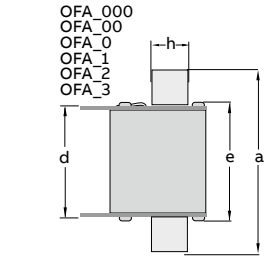
## Dimension drawings

### HRC fuse links aM

#### gG- and aM-fuse links

OFAF\_H\_  
 OFAA\_GG\_  
 OFAF\_AM\_  
 OFAA\_AM\_

Fuse link	Current	IEC-size	a	b	c	d	e	f	g	h
A										
OFA_000	2-100	000	78.5	52.5	20.8	49	52	6	35	15
OFA_00	80-160	00	78.5	59.5	29.5	49	52.8	6	35	15
OFA_0	6-250	0	125	59.5	29.5	68	66.8	6	35	15
OFA_1	16-100	1	135	64	29.5	68	70.8	6	40	15
OFA_1	125-315	1	135	64	39.5	68	70.8	6	40	20
OFA_2	35-250	2	150	74	39.5	68	72.3	6	48	20
OFA_2	300-500	2	150	74	52	68	72.3	6	48	26
OFA_3	250-400	3	150	89	52	68	72.3	6	60	26
OFA_3	425-800	3	150	89	72	68	72.3	6	60	33
OFA_4	400-1250	4	199.5	117	100	68.5	88.3	6	87	50
OFA_4A	400-1250	4a	200	123	100	91	98	6	85	50

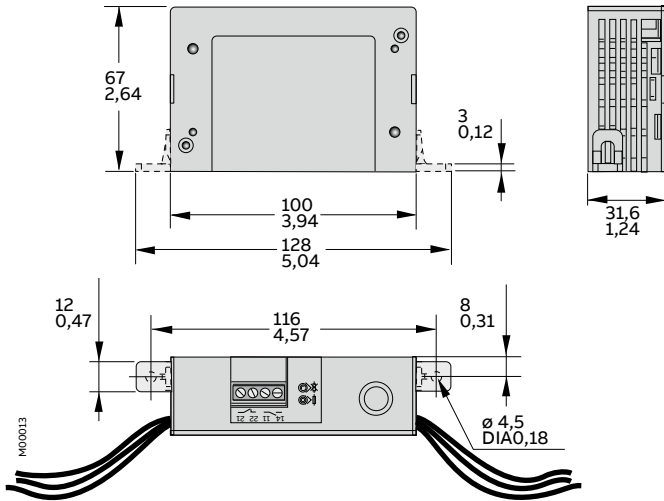


## Dimension drawings

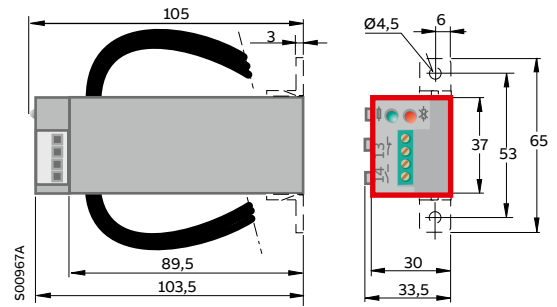
HRC fuse links aM

### Fuse monitor

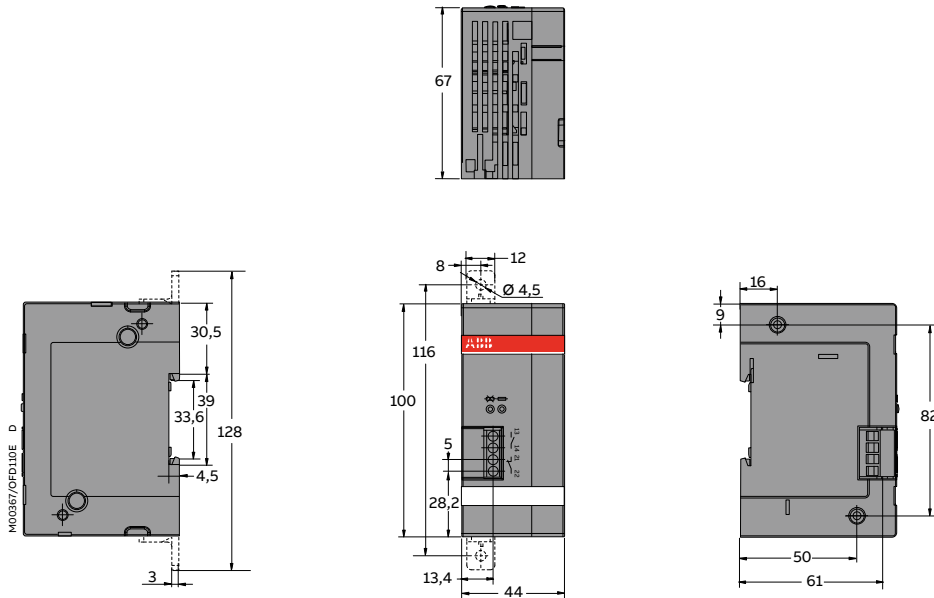
OFM



OFS



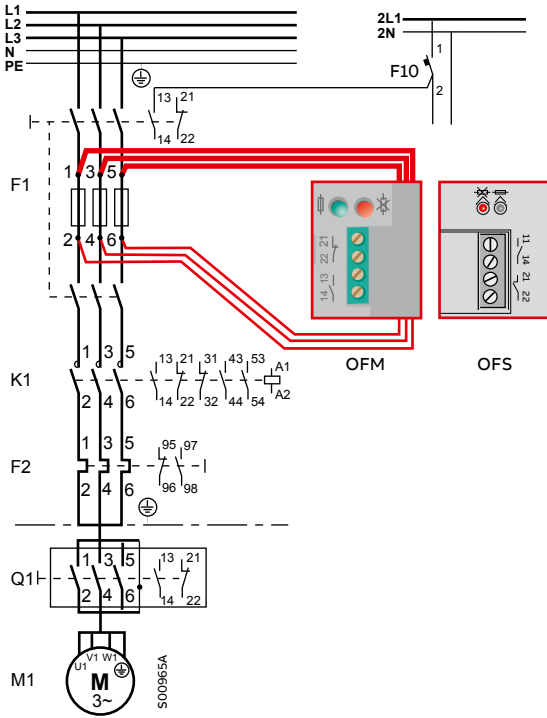
OFD



## Dimension drawings

HRC fuse links aM

## Fuse monitor, connecting diagram







**Additional information**

We reserve the right to make technical changes or modify the contents of this document without prior notice. With regard to purchase orders, the agreed particulars shall prevail. ABB Oy does not accept any responsibility whatsoever for potential errors or possible lack of information in this document.

We reserve all rights in this document and in the subject matter and illustrations contained therein. Any reproduction, disclosure to third parties or utilization of its contents – in whole or in parts – is forbidden without prior written consent of ABB Oy.





—

**ABB Oy**

**Protection and connection**

P.O. Box 622

FI-65101 Vaasa, Finland

**[www.abb.com](http://www.abb.com)**

Find the address of your local sales organization on the ABB homepage:

**[www.abb.com/contacts](http://www.abb.com/contacts)**

**> Low Voltage Products and Systems**